

Omeme & District Horticultural Society



President: Heather Grassie
705-328-0342

Newsletter

Issue #4
April 2012

<http://www.omemeblooms.ca>



Secretary: Barb Morrison
705-292-6725

Our March Meeting

45 members, and guests met on March 19th to participate and talk gardening. If you didn't wear a wee bit of green, Greeter Pat, had everyone choose something from Barb's basket of goodies! Of course, Barb had the snack table fittingly decorated for the occasion as well! Thank you Pat & Barb for helping everyone get into the Irish spirit.

Thank you to all who participated in the Monthly Competitions. The winners of the Photography were: 1st Christa Marton, 2nd: Pat Burritt and 3rd: Diane Webber. Winners of the Design Competition were: 1st: Norma Evans, 2nd: Diane Webber, and tied for 3rd: Germaine Kleiss and Aron Muscutt. Congratulations to all of the winners as well as to all who took time to participate. The lug-a mug winner was Renee Cowels (2 home made Easter Eggs) and Chris Miller was the lucky winner of the Plant of the Month. (a dish of "hot" orange pansies)

Brian Nichols, then told stories reflecting his "Garden as a Therapeutic Space". Everyone went home to look at their own gardens through new eyes and with the renewed faith that gardening is much more than just a hobby.

A great time was had by all!

Welcome to new members:
Kathleen & Stephen Pellerin, Ed
& Janet Hale, Frances Sobrian,
and Catherine Burgin. Welcome
back to Winnie Farnsworth.
Please show our new members a
warm Omeme welcome!

Our April 16th Meeting

Please plan to join us at our April meeting to learn everything you have ever wanted to know about those lovely hydrangea. Our speaker for the evening is Terry Hotner, from Hotner's Garden Centre in Peterborough and he is speaking on "Hydrangea 101". Terry will be showing photos and telling about some of the newest varieties of Hydrangea (as well as favourites from the last few years.) He will also share his expertise on pruning, soil conditions, location and care of your plants. Terry will also touch on "foil wrapped hydrangea", fertilizers and hydrangea coloration.

Terry grew up in Brooklin ON where he worked on the family fruit and vegetable farm. As the business expanded to sell whole sale plants and then to a retail garden centre, he learned hands on how to operate a family business. He and his wife Tammy found their dream in 2006 when they opened their own family business in Peterborough – Hotner's Garden Centre. Plan to join us for another wonderful evening of fun! Don't forget to bring a friend or neighbour.



The "raising of the planter" party. We are now ready to plant the spring pansies.



And here is an important message from our Plant Sale Convenor. These tips will help us achieve another successful sale.

Annual Plant Sale: May 12th

Wanted: Plants! Plants! Plants!

Our annual plant sale is less than five weeks away and we need your help! This is our main fund raiser of the year and the money raised is used for Village Beautification and for the Speakers and activities provided at our monthly meetings! Having a successful plant sale keeps our registration fees down and allows us to provide an interesting program for you. To do this we need your help.

1) We need as many plants as we can get! Please when you are out in your gardens, start digging and potting up now.

2) We also need plants grown from slips, cuttings, or seeds. If you are starting plants or seeds, do a few extra for the sale. Vegetables/Fruit plants such as tomatoes, peppers, herbs, rhubarb, & strawberry runners always sell well.

3) Gardeners love spring!! As you walk around your gardens to see what is coming up, make a list of what you have that needs dividing. A prepared list will save time when it comes time to dig and you won't miss any. If you need help digging and potting up your plants, please email or phone either Suzanne Seryck or Carol Mitchell and we will arrange help.

4) Labels: try to give as much information as possible. An easy way is to print them off on your computer (label size). That way you can copy & paste multiple labels and save writing the same thing on several identical plants. Just tape or stick them on the pot or a tongue depressor (dollar store or see Cathy Sheehey for sticks). Even easier, email Cathy Sheehey, Carol Mitchell or Suzanne Seryck with a list and number of plants and we will print the labels off for you. We are purchasing blank labels in bulk, so if you would like some, call or email us with an estimate of how many you need. We will also have them at the April meeting.

6) Pot up plants as early as possible. They look better and sell better if established a few days before the sale.

5) For more invasive plants & fast spreaders: **please label them as such.**

7) Ask your neighbours if they have any plants that they

would like to donate (If they can't dig them, contact Suzanne 277-9590 & we will send someone out to help out)

8) Try to plant in 6 inch or larger pots. People want instant colour and large sells before small. We can also charge more.

9) Special plants: If you are sending in plants that are special – i.e. named varieties, more unusual plants or a division of a plant that you purchased for more money – make sure we know!! Those plants are marked with a higher price.

10) Pots: We have a supply of pots of many sizes at Ruth Arndt's. If you need pots, give her a call, 799-6287

We need volunteers:

to help at potting stations at various times over the 2 weeks prior to the sale – if you don't have many plants of your own to dig, you could help pot up plants from larger gardens. Please give your name to Suzanne or Carol so they will know who is available.

to help set up at the Curling Club on Friday May 11th

to help at the sale on the morning of the 12th from 8-10 and/or 10-12

to help with cleanup from 10:30 till noon on Sat the 12th


to provide a wagon, collect low trays/boxes (the type of boxes of fresh fruit come in the stores, and to put up posters, etc

Please try to help out, we will have a volunteer sign-up sheet at our next Horticultural meeting.

Suzanne Seryck -Plant Sale Chair

Our April Spring Hat Competition

Whether simple or extreme
Do you have a decorated hat ready for this month's meeting?



The Peterborough Garden Show

Thank you Everyone!

Another successful show is over and once again it was a huge success. Below is Donna's report re the Floral competition:

There were approximately 1550 people attending the floral design show which had 33 designs, all but 3 done by Kenner Collegiate students. There were 16 houseplants (most coming from Omemee members). I would like to say a huge thank you to all the volunteers who helped out. Without volunteers, we couldn't put the show on. From all the comments I heard, everyone really enjoyed the displays.

Donna Hunter, Floral Show Chair

Our May Meeting Silent Auction

This year we are going to split our silent auction into 2 nights with our May Meeting featuring Unique Garden Items! (Our special Plant Auction will be in September)

Garden Related Items (new or gently used)


We are looking for gently used or new items that you are willing to donate. Garden pots, planters, troughs, concrete toadstools, stepping stones, tools, books, crafts, signs, enlarged photos or any form of garden art are just a few suggestions. Donations could be re-gifts or something that you have purchased or made. We have many talented members who create beautiful things. If you would like to contribute something to this fund raiser, we welcome it! Items may be given to Carol Mitchell ahead of time or you can bring them to the May meeting. This fund raiser, helps to subsidize the OHA Convention, the June luncheon and the Volunteer BBQ.

Congratulations to Cathy Dueck from Peterborough Green Up. She recently was awarded a Lifetime Achievement Award presented by Green Communities Canada.

Please note: The Lindsay Seedy Saturday will be held on May 12th Queen St United Church 9 a.m. - 1 p.m.



MASTER GARDENER CORNER



Lily Beetle


Have you already noticed these little red varmints hanging out in your garden, one, two or even three piled up on each other? These critters are often observed 'strolling' through the tulips, clematis, roses, raspberry canes, etc., however, there is no real 'evidence' of lily beetle damage to these plants. They crawl onto just about anything but only eat and breed on *Lilium*, *Fritillaria* and *Cardiocrinum* (referred to as lilies).

So get out there and squish, squish, squish and then squish some more, every day. This is the only sure fire way to take care of these pests. They are out there breeding right now so once the eggs are laid the cycle starts again. Females can lay up to 450 eggs each season by laying about 12 eggs on the underside of an individual lily/fritillaria leaf in irregular lines along the midrib to conceal them. Hatching of the eggs occurs in about 6 days. The larvae begin to feed underneath the leaf and work up the rest of the plant, feeding for up to 24 days. They then burrow themselves in the ground to pupate in a cocoon formed by saliva and small particles of soil. In about 20 days, they emerge as adults and continue to feed until winter.

Many people have good results with placing coffee grounds all around the plants so either drink up or go visit Timmy's and ask if they will share. Coffee grounds work, not because it's 'coffee grounds' but because they make it more difficult for the adults to get in and out of the soil, where they need to go each night. Anything that increases that difficulty should work. Other suggestions are gritty sand or cloth.

by Sue Lajeunesse MG

This month's photo competition:
A Photo of one or more spring bulbs.



Up & Coming Events:

Local Horticultural Society Meetings:

Peterborough

Wed. April 25th at 7:00 at the Peterborough Library:
Lands of the Secret Lotus, Rowena Burns

Lakefield

Tues. May 8th - at 8 p.m. Lakefield Marshland Centre: The
Edible Landscape- Leslie James

Lindsay

Tues April 17th: at 7:30 p.m. at St. Paul Parish Hall (45
Russell Street West) Low Maintenance Gardens, Vicki
Taylor-Scott

Tues, May 15th: Colour Year Round, Marion Jarvie

Milbrook Garden Club

Wednesday, May 2nd at 7:30 p.m. at St. Thomas Church
Hall, Centre St, Millbrook – Cottage Gardener Heirloom
Seedhouse and Nursery. - \$2 Admission at the door.

Bobcaygeon

Thurs. May 17th - 7:00 Knox Presbyterian Church: Using
Colour With Confidence - Paul Bolland - Admission \$5

Garden Shows, Tours and Other Events in Southern Ontario:

April 21- District 4 Annual Meeting in Minden- All
members welcome. see Heather for details

April 21 & 22: Port Perry Home & Garden Show-
Sat. Apr. 21st 9-6 & Sun. Apr. 22nd 10-4 \$5.00

**May 9th- Opening of 90th Anniversary Display -
Kawartha Settlers Village (Muir House) Bobcaygeon**

Sat. May 12th - Seedy Saturday - Queen St United
Church 9a.m. - 1 p.m. Lindsay

May 25th -27th - Lindsay Lilac Festival

June 19th - Lakefield Rose Show - 8 p.m.

June 24th - 10-4 p.m. Heart of Northumberland
Garden Tour

Aug. 17th - 19th -OHA Convention - Niagara on the
Lake -registration forms now available on line

Upcoming Plant Sales

Sat. May 12th - Omemee Hort Sale -Omemee Curling
Club - 9 - 11:30 a.m.

Sat May 5th -Peterborough Hort Plant Sale - Westdale
United Church, 1509 Sherbrooke St 9 a.m. - 11

May 5, 12, & 19th: Lilac Sales at the Lindsay Farmers
market -for varieties see www.lilacgardendoflindsay.com

Sat May 19th - Lakefield Hort Plant Sale - Cenotaph Park
9:00 a.m.

Sun May 20th (long weekend) - Ecology Park Plant Sale
-Ashburnham Drive- 1:00 - 4:00

Sat May 26th -Lindsay Hort Plant Sale -at the Lilac
Festival- 9 a.m. - 1 p.m.

Sat May 29th -Bobcaygeon Hort Plant Sale- Bobcaygeon
Fair Grounds- 1 p.m.

“Omemee Blooms” - On Our New Web Site!

Check us out!! Our new website is now live. We extend a
huge thank you to Kim Gunn for all her work in making
this wonderful web site a reality. There is a Youth section,
a section for History and Archives, a Photo Gallery, and
many many more wonderful features. You can see this
site by going to either the OHA gardenontario.org site and
then to Societies - Omemee or you can use the link:
www.omemeeblooms.ca

Thank you to the Clean Up Crew !

On Easter Monday, a small group met with 2 purposes -
1) to clean out the winter planters and 2)
to find a way to raise the inserts so that the
plants can be better viewed! Both goals
were accomplished!! Yea team! Thank you
to Diane, Carol, Chris, the Muscutt's,
& Donna and her grandsons. The
Legion bed now has it's benches, the
grasses are cut down and the planters are
ready for planting the pansies. Thank you
everyone!

