

Omeme & District Horticultural Society



President: Heather Grassie
705-328-0342
hgrassie@cogeco.ca

Newsletter

Issue #5
June 2013

<http://www.omemeblooms.ca>
omeme@gardenontario.com



Secretary: Barb Morrison
705-745-8738
lakehouse@eastlink.ca



Our May Meeting at Greenhouse on the River: [a little breath of Heaven!](http://www.greenhouseontheriver.com)

Those who attended our May meeting will know exactly what this heading means! The Greenhouse on the River is exactly that. "A little breath of Heaven". [http://www.greenhouseontheriver.com/](http://www.greenhouseontheriver.com) If you have never been there, do make a point of visiting Peter & Elyn Green and see their beautiful business. You are guaranteed to find a plant to your liking and possibly several others that will follow you home!

Approximately 30 members & guests enjoyed the evening. There was a slight change of topic when Peter (with Elyn's help) spoke briefly about care of Succulents and then went on to show and tell about some of the many new varieties of annuals now on the market. It was a very enlightening presentation and several members chose to purchase not only some of their vast collection of intriguing succulents, but also something lovely from the "New" category. As usual, our favorite person, Barb Muscutt, had a lovely arrangement of snacks to enjoy while shopping. Everyone had a wonderful time! *(The rest of this newsletter will be temporarily on hold while I go and plant my new babies before my hubby counts how many followed ME home! LOL)*

Greetings from Our Pres"



Summer arrives this month and we are still waiting for Spring! In fact, plant buyers and sellers at the Lindsay Hort. Plant Sale held on May 25th, were wearing WINTER jackets!

Cold sensitive plants such as basil, tomatoes, Dahlias and Canna Lilies have needed so much extra babying this year. Everyone feels so behind in their outside work. The coolness however has provided us with such luscious green growth and longer lasting blooms. Will the strawberries be ready for all the upcoming suppers and luncheons? Mother Nature has her own agenda.

The 7 Village Gardens of Omeme *do need some regular attention* by Volunteer Teams on Thursdays either in the morning 9:00 am or the evening 6:00 pm shifts. Please donate a couple of hours weekly to keep our showcase projects looking their best. There are jobs for all levels of fitness and leaders to direct the weekly tasks. Announcements are sent out by e-mail each week and we start at Coronation Hall. The ongoing tasks are usually deadheading and weeding.

Are you aware that the corner of Coronation Hall, Post Office, TD Bank and Trinity Church is the busiest traffic intersection in the whole City of Kawartha Lakes? With the construction of the new sewage line it has been extra busy for people to wait at the intersection. Travellers do have time to admire our gardens and know from the beautiful new signs that the Omeme Horticultural Society cares for the Village Gardens.

Fellow Hort. members, I know you have busy lives and lots to do on your own property, but we all learn a lot from working with other Volunteer Gardeners. Gardening is a journey and not a destination. Join us for the laughter and fun.

A great sign I saw on a tour said, "**Gardening, just another day at the Plant.**"



Our June 17th Meeting at the Coronation Hall:

This meeting promises to be full of activity, fun and with reminiscing of past events that we enjoyed!

Happening That Night:

- our Flower Show of late Spring flowers;
- a Silent Auction of garden related crafts and other surprises;
- a Plant Silent Auction;
- a Plant Sale table;
- lots of great snacks
- **a continuously repeating** slide show featuring highlights of our 2012 activities.

Time Line for the Evening:

- 4:30 -5:30 - Drop off Show entries (see your yearbook for the list of what you can enter) You can also drop off donations for the auction or plant sale
- 5:30 - 6:45 - entries are judged (doors are locked)
- 6:45-7:00 -please bring any plant or auction donations at this time
- 7:00 -7:15 -let the fun begin! Plants for sale will be available and sheets will be out for you to start your bidding at the auction tables.
- **Remember: do not feel that you have to be kind!** Don't be afraid to bid for what you want!!! All bids must be increased by a minimum of 50 cents per bid
- **Between 7:00 & 8:00** you will be free to buy plants, bid at the auction tables, view the flower show, watch the slide show and socialize over juice and snacks
- 8:00 -The auction tables close
- Christa will report on the Flower Show and give tips for our next show.
- Heather will give any Announcements
- 8:30: Successful winners announced
- 8:30 - 9:00 : Bidders Pay Up & Clean Up

Christa is looking for volunteers to help with set up at 4:00 p.m. on June 17th. If you can help please call her ahead or just show up if you aren't sure right now.
705-277- 9548

How Can You Help?

This is a fund raiser for our club. The proceeds will go directly to help subsidize our members at OHA events, recognize our wonderful volunteers, and help to provide a slush fund for special activities in our 75th Anniversary Year in 2014. Please try to help.

Here is what you can do:

- bring 1 or 2 "special plants" for our silent auction or members plant sale table -**please label with name and as much information as possible** (a few will be chosen for auction & the others will go on the sale table to share with your gardening friends)
- donate new or slightly used garden items for our silent auction table (we will also accept special non garden items that might be of interest to our members)
- make our late spring show special by reading the list on pages 14 to 16 and taking the time to enter some of your garden beauties ***if every member entered just 2 categories, we would have an excellent show! There are 38 categories! You must have material for at least 2 of them.
- dig out your petty cash or your plant fund reserves. You will never get better plants or prices than at a sale for our members.
- **Come and Bring a Friend!! All are Welcome!**

Coming Soon!

Our 11th Annual Members Garden Tour

Before you know it, Monday, July 15th will be here and we will be going on our annual members garden tour.

We will meet at Trinity United Church at 7:00 pm and carpool to the Fowlers Corners area of Omemee stopping at least once on the way there. The last garden we would like to see in the dark of night as the lighting will be the feature here.

Bring a friend, come on out and enjoy a night viewing beautiful properties. Don't forget your bug spray and a lawn chair as there will be snacks along the way.

Any questions, call Sue Lajeunesse 705-799-1970



TULIP BULB SALES

The Omeme and District Horticultural Society is selling tulip bulbs as a fundraiser. You will have three varieties to choose from. These tulips are beautiful and unusual and supplied by a company known for quality. They will sell for: 10 large bulbs for 10.00. (tax included)



“**Angelique**” is a double pink, 45 cm in height, and flowers in mid/late May, sun/part shade. It is referred to in the catalogue as a “spring peony”, very beautiful.

“**Spring Green**” is white with green ribbing, 50 cm in height, flowers mid/late May, and sun/part shade. This is an unusual and very striking tulip.

“**Queen of the Night**” is a black tulip, 60 cm in height, flowers mid/late May, sun /part shade. This is a tall, unusual, beautiful tulip.

We will start taking orders at the June meeting and bulbs will be delivered in Sept in time for fall planting. We will sell until they are gone. Joanne Windrem will be taking orders and collecting money when orders are placed.

You can contact her by phone 799-5685 or email jwindrem3@gmail.com if you can't order at the meetings.



Volunteer Service Awards

Each year, the Ontario Government recognizes members of various community service groups for their years of continued volunteer work for the Province of Ontario. On Monday June 10th the following members of our group received “**Ontario Service Award Pins**”: Heather Grassie for 20 years of service, Darlene Hunter and Donna Hunter each having 10 years, and Kim Gunn and Joanne Windrem each for 5 years of continued service. Congratulations to these members. This pin is a very small token of appreciation for the many volunteer hours that these ladies have accumulated!



MASTER GARDENER CORNER

by Sue Lajeunesse

Highbush Cranberry - Viburnum Trilobum

Check on the side of the road and edge of the bush right now for this native medium sized shrub, for it stands out in a crowd. The flowers look like those on the whitecap hydrangea and it grows to between 9 and 12 feet high and wide depending on the variety.

Highbush Cranberry are considered low maintenance 4 season shrubs, In late spring, the flowers appear in bright white clusters 10 to 15 cm wide, with large sterile flowers in the outer ring and small flowers in the centre where the pollen and later the fruit, is produced. By late summer the flowers turn into glowing red clusters of berries which offer food for the birds in the winter. Fall colour of the leaves goes from scarlet red to deep purple to bronze and orange.

Have you ever had highbush cranberry jelly? Recipes are readily available on the internet but remember you will need 2 shrubs if you want to use the fruit as these shrubs are cross pollinating, in other words they need pollen from a different shrub to product fruit. Wentworth or Red Wing are the varieties grown particularly for their fruit but remember for the best fruit, these shrubs should be kept evenly moist through the growing season.

Plant in full sun to partial shade, add some bone meal to get those roots established and water well the first season.

These shrubs tolerate wet feet and are often recommended for shoreline restoration. Only renewal pruning is required consisting of removing the oldest and thickest branches to ground level.





The Evening Crew "Hit the Beds!!"

Thursday May 30th at 6pm nine happy, energetic gardeners dressed in our new, bright green volunteer shirts met at the Coronation Hall armed with garden tools. We proceeded to beautify the village by planting a colourful assortment of perennials, weeding the flower beds, picking up litter, watering new transplants and finally placing our classy new signs in each garden. We had to remove a pagoda dogwood from the raised bed at the Coronation Hall that died over the winter but we will replace it with another shrub at a later date. The Fire Hall received a pair of discarded fire fighters boots planted with geraniums and licorice vine, to complement the plaque with fire fighters crest that was placed in the flowerbed last year. This year we used a combination of dragon wing begonia and geraniums for some extra pizzazz in the gardens. When you are in the village take the time to visit and enjoy the beautiful gardens maintained by this dedicated group of gardeners.

Aron and Joanne would like to invite everyone out to enjoy our gardening sessions Thursday mornings at 9am or Thursday evenings at 6 pm. We maintain 11 gardens in total in the village and we really need your help if we are to keep the village beautiful.


Aron and Joanne

Those Planters Didn't Know What Hit Them!

Monday May 27th, after several cancellations due to "Frost Warnings" our neon gardening crew gathered in front of Foodland with the goal of beautifying the 25 main street planters. After separating plants for the shady side of the street from those meant for the hot, sunny side, our enthusiastic gardeners made it happen! In 2 hours, the planters were topped up with fresh Pro-Mix, slow release fertilizer and planted with Cannas, bright pink Geraniums, Dragon Wing Begonias, and a mixture of Coleus, Marigolds, Pansies, Licorice Vine, and Potato Vine. The result was bright and cheerful. The rain in the following days, watered them in and they are now ready to do us proud! We have already received many compliments!

We usually maintain the 25 planters on Thursdays mornings or evenings as part of the weekly garden maintenance. If you are unable to kneel or bend to help in the beds, but would like to dead head and help maintain the planters, please contact Carol or Joanne and we will set a morning or evening time to your convenience.

Carol and Darlene



The new garden signs

We welcome the new members that came out to help with these events. We hope you had fun and will join us again .

For more photos of the May gardening fun, go to : <http://aflowergeek.com/photos/>