

Omeme and District Horticultural Society



1939 - 2015



Web Site: <http://www.omemeblooms.ca>
omeme@gardenontario.ca

MESSAGE FROM THE PRESIDENT FOR 2015

Omeme and District Horticultural Society celebrated 75 years in 2014. On a very personal note, I am proud to say that I have been a member for the past 25 years starting out as Mom of a junior gardener, adult helper, director, and youth leader. My membership in this Omeme Society has been a very rewarding and lifelong learning experience, and I have been inspired by so many wonderful horticulturalists, who are so passionate and enthusiastic that the years have just flown by so quickly.

We had some very ambitious plans to mark this special year. The Anniversary Committee organized a dedication of the two wrought Iron Sculptures an Obelisk and a Maple Tree at a memorable garden party ceremony, serving a delicious anniversary cake and cold drinks on the lawn of the Coronation Hall. Special guests and members were given a terra cotta coloured flower pot shaped mug, bearing the 75th logo. This event was held in conjunction with the annual Omeme Pioneer Day on June 28th.

The grass barely had a chance to recover (let alone the organizers) from this event, when our first ever Garden Tour open to the Public was held on the following Saturday, July 5th. It was a grand event with 14 unique gardens to visit. Many homeowners took the opportunity to get some projects done from their wish list, and their properties reflected their commitment. Coronation Hall was featured once again, as ticket holders enjoyed a delicious lunch and break. Home owners and volunteers toured on the Sunday and joined in a celebration dinner catered by "Heaven On Seven" at Joanne Windrem's farm. With nine homeowners on the executive showing their gardens, the maintenance of the public gardens fell on the shoulders of just a few members. Under the leadership of Joanne Windrem, the public gardens were show worthy and beautiful all summer long. Carol Mitchell and Darlene Hunter not only showed their own gardens on the tour they still managed to keep the main street planters looking spiffy.

The Junior Garden Club had two meetings and participated in the August Flower and Vegetable Show. The OHA District 4 gave the Junior Garden Club money to complete a project in their community. Under the capable leadership of Linda Jenkins, an old flower box was given a new life as a Butterfly/Pollinator Garden. The result was a colourful display, due to the magic combination of healthy plants, compost and energetic junior gardeners.

Despite our busy Anniversary year schedule on the home front, several Omeme members still attended many OHA events- the Spring Get Together in March, worked at the Peterborough Garden Show, the April AGM in Norwood, the Hawaiian June Celebration Event in Peterborough, the OHA Convention in Cornwall, and the Fall Seminar in Lakefield. Some members attended other garden tours, shopping trips, bus trips, neighbouring societies, took props for a Chex TV appearance in Lakefield and even managed our yearly day trip to John's Nursery and lunch in Uxbridge.

A delightful outdoor June meeting and field trip was arranged at Garden's Plus to visit Dawn Golloher to learn about separating daylilies and to shop for some special new plants.

Our guest speakers were featured as "Oldies but Goodies" (Cathy Dueck, Drew Monkman, Peter Keeping, Victoria Whitney, James Graham and Hazel and Joe Cook) and were as delightful as ever. The two summer sessions were set up as garden-related demonstrations and helpful hints from Master Gardeners were very well received. We have amazing local talent in this society.

Since the October Potluck meeting has been such a success, we tried a potluck lunch meeting at noon on a Saturday for the February meeting in 2014 and again the response was so positive it is being planned for our February meeting 2015.

The Omeme Society was officially formed in March 1939 and we celebrated with an Anniversary cake and the distribution of the anniversary mugs. It was a most welcome celebration to have all the green of St. Patrick's Day as we were all tired of the long, cold winter. Many thanks to Kim Gunn who maintained our web site www.omemeblooms.ca for 2014 as it won second place in the OHA competition at the convention.

Omeme Hort. participated at the Peterborough Garden Show by creating an inviting rest stop for visitors in April.

Our annual May plant sale, despite the very late spring, was a success and very essential in providing the budget for our many anniversary projects.

Our Anniversary year book was perked up with colourful photos and advertisers who purchased space and put ads in the book for the first time. Thanks to the team who gathered all the information and made this book an anniversary keep sake edition.

We hosted a retirement party for Councillor Gerald McGregor at Coronation Hall. Gerald has served our community well and has been very supportive of our societies work in Omeme. Chris Miller convened this special event and organized the refreshments and the speakers at this special occasion.

We were all saddened by the death of Ruth Bailey in August, a lifetime member of Omeme Hort. The Director of District 4, Rose Odell sponsored a special award to honour Ruth's memory of "Fun & Friendship in Gardening". The first recipient of this award is Barbara Muscutt. Ruth Bailey will be definitely missed.

Recently, Ruth and Achim Arndt sold their farm and have moved to Pickering. Ruth is a lifetime member, a Master Gardener, and a Judge. She was dedicated to promoting the history of our Society and mentored many of her friends with her generosity of time and talent. Ruth Arndt will also be missed.

As we close our Anniversary year of celebrating, we need a little break. Santa Claus is coming to Omeme and we will have a float in the parade. Join us in February 2015 at the second annual Potluck lunch. Watch your messages for the dates to participate. Volunteers make things happen. Become a POSSIBILITARIAN!

"You make a living by what you get, but you make a life by what you give." Winston Churchill

Contents



Page 2	2015 Executive
Page 3	Committees for the Year 2015
Page 4	Committees for the Year 2015 (continued)
Page 5	General Rules for the Exhibitors
Page 6	Basic Forms of Floral Arrangement
Page 7	Tips for Conditioning Flowers
Page 8	Specifications of Design & Display
Page 9	Tips for Showing
Page 10	Monthly Competition - Design Categories
Page 11	Monthly Competition - Photo Categories
Page 12	Spring Show - Monday June15, 2015 – CHECK website for location
Page 15	76th Annual Flower & Vegetable Show - Monday, August 17, 2015- Curling Rink
Page 21	Flower Show Awards 2014
Page 22	Junior Garden Club Awards –2014



2015 Executive

President	Heather Grassie	president@omemeeblooms
Past President	Carol Mitchell	carol@aflowergeek.com
Vice President (1st)	Joanne Windrem	
Vice President (2nd)	Diane Webber	
Secretary	Barb Morrison	secretary@omemeeblooms
Treasurer	Darlene Hunter	treasurer@omemeeblooms
Directors:		
	<u>One Year</u>	<u>Two Years</u>
	Sue Lajeunesse	Joan Harding
	Gaynor McMullen	Donna Hunter
	Barb Muscutt	Christa Marton
	Jen Routledge	Barbara McGregor
		Chris Miller
		Mary Read
Honorary Directors:	Ruth Arndt	Pat Burritt
	Norma Evans	Brigitte Losberg
Auditors:	Jill Cockerell	Suzanne Castell



COMMITTEES FOR THE YEAR 2015

Publicity & Yearbook
publicity@omemeeblooms

Diane Webber

Gaynor McMullen
Christa Marton

Membership
membership@omemeeblooms.ca

Donna Hunter

Awards

Heather Grassie

Norma Evans

Social

*Trixie White - **Chair Person***

Barb Muscutt

Youth
youth@omemeeblooms.ca

Linda Jenkins
Carol Mitchell

Heather Grassie
Diane Webber

Nominating Committee 2013

Heather Grassie

Carol Mitchell

Library
library@omemeeblooms.ca

Chris Miller

Communities in Bloom

Carol Mitchell

Heather Grassie

Members Garden Tour

Sue Lajeunesse

Peterborough Garden Show

*Donna Hunter-**Chair Person***

Sue Lajeunesse
Carol Mitchell
Diane Webber

Sunshine Girl
sunshine@omemeeblooms.ca

Dorothy Edwards

Speakers

Sue Lajeunesse
Carol Mitchell

Christa Marton

Archivist

Carol Mitchell

Flower & Photo Show
flowershow@omemeeblooms.ca

Christa Marton
Chair Person

Diane Webber
Annemarie O'Neill
Lynda Krishnan
Aron Muscutt
Jen Routledge

Committee 2015(cont.)

Plant Sale

plantsale@omemeeblooms.ca

Barb Morrison,

Chairperson

Pot Luck 2015

Carol Mitchell

Chair Person

Winter Barrels

*Donna Hunter
Mary Read
Dorothy Edwards
Ron Faulkner
Diane Webber
Carol Mitchell*

*Joanne Windrem
Gord Read
Marie Bell*

Gaynor McMullen

Phone

Jenn Lumley

Christa Marton

Day Trips

Carol Mitchell

Sue Lajeunesse

Public Gardens a.m.

publicgarden@omemeeblooms.ca

Joanne Windrem
Chair Person

To be arranged in
the Spring

Santa Claus Parade

Gaynor McMullen
Chair Person
*Ron Muscutt
Ken Hunter
Ron Faulkner
Christa Marton
Maria Bell*

*Barb Muscutt
Audrey Wristen
Donna Hunter
Darlene Hunter
Barb Morrison
Norma Evans*

Greeters

Joan Harding

Draws & Prizes

Jill Cockerell

Signs

Donna Hunter

Heather Grassie













General Rules For the Exhibitors

Competition is open to all members of the Omeme Horticultural Society (over 16 years of age) *Membership paid prior to date of show.*

1. Entries with tags must be in place and showroom cleared by the specified time in show schedule. Entry tags may be obtained prior to the show. See Christa Marton
2. An exhibitor may make only *one entry* in each class unless the item is marked with an * in which case, two entries are allowed.
3. A houseplant may be shown only *once* each year. All potted plants must be owned by the exhibitor for at least 3 months.
4. All specimens must be grown by the exhibitor (does not apply to decorative/design classes)
5. In decorative/design classes accessories are permitted unless otherwise stated.
6. All specimen entries must be shown with their own foliage, except daffodils & daylilies.
7. Extra points may be given for naming specimen varieties.
8. Height refers to the average height of the specimen, not height of the entry.
9. Decorative entries' height is measured from tabletop to the design's highest point. Note that the container is part of the measurement.
10. In decorative classes, a front view is indicated unless otherwise stated.
11. Judging will conform to OJES standard (Ontario Judging & Exhibiting Standards).
12. The judge's decision is final and may only be challenged in writing.
13. The Society is not responsible for loss or damage.



BASIC FORMS OF FLORAL ARRANGEMENT

		
<p>All Foliage</p>	<p>Oriental Manner</p>	<p>Asymmetrical Triangle</p>
		
<p>Crescent</p>	<p>Hogarth or S Curve</p>	<p>Hogarth</p>
		
<p>Water Viewing</p>	<p>Vertical</p>	<p>Symmetrical Triangle</p>
		
<p>Horizontal</p>	<p>Horizontal</p>	<p>Traddional</p>

TIPS FOR CONDITIONING FLOWERS

The goal is to assist plants to absorb water after cutting and thus have fresher, longer lasting specimens or arrangements.

Cut stems cleanly on a slant using a sharp, clean knife or shears. Early morning or late evening is preferred. Place immediately in deep warm water. Re-cut stems under water about an inch above the original cut. Flowers with woody stems such as hollyhocks, lilacs and shrub and tree branches should not be re-cut. Instead, slit the stems a few times.

Some flowers benefit from a spray of cool water before hardening. Some of these are Asters, Begonias, Lilacs, Carnations, Pansies, Violets and Roses. Do not spray Delphiniums, Lilies, Petunias, or Sweet Peas.

Strip off the leaves that will be under water. Lay large leaves, such as Hostas, flat in the water.

The stem ends of some plants should be seared or placed in an inch of boiling water for 1 to 3 minutes. This prevents the formation of a callus which restricts water intake. Plants that fall into this category are Poppies, Asters, Chrysanthemums, Zinnias, Dahlias, Sidalcea, Balloon Flower and Heuchera.

Condition Daffodils (Narcissus) separately, do not re-cut stem and rinse stem ends to remove sap if being used in any arrangement with other flowers.

Store pails of flowers in a cool dark and draft free area from 6 to 24 hours. Dahlias, Gladioli and Iris can be cut a few days ahead if hot or stormy weather threatens.



Specifications of Design & Display

1.	<p><u>A miniature design:</u> Not to exceed 5” in any dimension, including container, base & accessories. For good proportion the container should not exceed 1 ½” in height.</p>
2.	<p><u>A small design</u> Size from not smaller than 5 ½” and not exceeding 10” in any direction (height, width, depth, diagonal), including container, base & accessories</p>
3.	<p><u>A collection -</u> A specified number of items exhibited for cultural perfection OJES P. 93 NOTE: Freshness is paramount for cultural perfection A collection has no artistic value All things being equal the judge will award higher marks to the greatest variety of specimens.</p>

Prize Money and Points

	<u>1st</u>	<u>2nd</u>	<u>3rd</u>	<u>H.M.</u>
Decorative Classes	\$4.00	\$3.00	\$2.00	\$1.00
Other Classes	\$2.00	\$1.50	\$1.00	\$.50
Best In Show	\$5.00			
Judge’s Choice (optional)	\$5.00			

Points for all classes:

6	Best in Show & Judge’s Choice
5	1st
3	2 nd
2	3rd
1	Honourable Mention



Tips for Showing

If more than one flower is shown of the same variety, equal sizes and stages of development are considered to be superior entries.

Floating specimens should not have leaves and should truly float.

It is advisable to put the flower into the bowl at the show, not while in transit.

Always groom your specimen, removing all “eye-sores”: spent flowers, dirt, bugs etc.

Tulips

- erect stems (except for parrot tulips)
 - no more than 2 sets of leaves
 - single tulips $\frac{1}{4}$ - $\frac{1}{2}$ open, species (small) fully open
- Note: species close at night so might not show well.

Roses

- petals symmetrical, fresh
- singles fully open, other $\frac{1}{2}$ to $\frac{3}{4}$ open

Irises

- symmetrical form, sturdy stems
- the presence of terminal flower (the one on the top) is considered superior
- old flowers neatly trimmed off at the stem

Peonies

- singles should not have pollen falling
- all buds should be removed, as well as all lower leaves.

African Violets

- plant should be in centre of container, foliage symmetrical & overlapping -no long “necks”
- flowers concentrated near centre of plant

Daffodils/Narcissi

- Foliage should not be included
- The beige sheath under the bloom (the spathe) should not be removed.
- Petals (the perianth) should generally be broad & flat with overlapping segments symmetrically arranged & not twisted.
- flower shows best at right angle to stem, except multi-blooms.



Monthly Competition - Design Categories – 2015

March 16	"Easter Bonnet"-Must have fresh material but artificial also allowed
April 20	"You create a title" – arrangement of your choice with a title card displayed
September 21	<i>"Rainbow" your interpretation</i>
November 16	<i>"Non-traditional"- a Christmas arrangement using non-traditional colours with greenery. Accessories allowed. No artificial flowers.</i>

Note

Remember that a design is an artistic interpretation of the suggested theme and not just a pretty bouquet OJES p.95.

Design material may be purchased

Older, drier greenery displaying a brownish tinge will not be awarded as many points as fresh ones

Arrangement:

Combination of fresh &/or dried plant material &/or inorganic objects arranged to produce an artistic unit. OJES p.90



Monthly Photo Competitions – 2015

	<u>Photo Categories</u>	
March 16	“Camouflage”	one 4” x 6” or 5” x 7” photo
April 20	“Evergreen, ever beautiful!”	one 4” x 6” or 5” x 7” photo
September 21	“Moving Water”	one 4” x 6” or 5” x 7” photo
November 16	<u>Annual Photo Show</u>	
	1. “Rainbows”	one 4” x 6” or 5” x 7” photo
	2. “Narcistic Narcissus”	one 4” x 6” or 5” x 7” photo
	3. “Still Life” an arrangement	one 4” x 6” or 5” x 7” photo
	4. “Seeing Double”	one 4” x 6” or 5” x 7” photo
	5. “Cold Season Beauty”	a series of 4 photos
	<u>Tagged exhibits to be placed between 6:30 and 7:00 p.m.</u>	
	<u>Topics for Photo Competitions 2016</u>	
1	“Pollinator”(s)	one 4” x 6” or 5” x 7” photo
2.	“ Unlike any other”-a flower with unusual colour(s)	one 4” x 6” or 5” x 7” photo
3.	“I’m lovely too” – an attractive vegetable	one 4” x 6” or 5” x 7” photo
4.	“Grand Vista”- your interpretation	one 4” x 6” or 5” x 7” photo
5	“Leaves” – series of 4	a series of 4 photos

Note: Traditional and digital photos will be displayed together!

Photography Rules

One entry per category.

Entries Nature related, photographed by exhibitor

Single prints must be 4” x 6” or 5” x 7”, mounted or matted

Matting or mounting must not extend more than 1” past the photo without penalization. Series to be fastened to a backing of max. 12” x 24”.

Spring Show

Monday, June 15, 2015

Exhibits placement between 4:30 and 5:30 p.m.

	<u>Section A - Roses (Named if Possible)</u>	<u>See rose tips p. 11 or OJES P.58</u>
1.	Hybrid Tea Rose - any colour, not miniature	1 bloom, must be named
2.	Rose floating in bowl, no foliage – any variety	1 bloom
3.	*Rose - any, not miniature	1 spray
4.	Rose - Miniature	1 spray
5.	Rose - Miniature	1 bloom
6.	*Any other rose	1 bloom
	<u>Section B - Irises</u>	<u>See iris tips p.11 or OJES p.44</u>
7.	*Iris, bearded one colour	1 stalk
8.	*Iris, bi-colour or multi-colour	1 stalk
9.	*Iris, Siberian or non-bearded	1 stalk
10.	Iris	3 different colours or varieties
	<u>Section C - Peonies</u>	<u>See peony tips p.11 or OJES p.56</u>
11.	Peony – double-predominantly white	1 bloom
12.	Peony – double-predominantly pink	1 bloom
13.	Peony – double-predominantly reddish	1 bloom
14.	Peony – single any colour	1 bloom
15.	Peony – any other	1 bloom
16.	Peonies	3 different colours or varieties

	<u>Spring Show Monday June 15, 2015(continued)</u>	Page 2 of 3
	<u>Section D</u>	<i>See tips p. 10 or OJES p.29</i>
17.	African Violets (Saintpaulia) – <i>single crown</i>	1 pot
	<u>Section E</u>	
18.	*Allium – any variety	1 stem
19.	Columbine-Aquilegia	1 stem
20.	*Clematis in low container, with foliage	1 bloom
21.	Clematis	1 spray
22.	*Lupin – any colour	1 stem
23.	Pansies with own foliage	5 blooms
24.	Cut flowers, minimum 5, named	a collection-see <i>definition p.10</i>
25.	Hosta leaves, same variety, named if possible	3 leaves
26.	Hosta leaves, different varieties, named if possible	3 leaves
27.	Flowering Shrub or Tree (not Rose) not to exceed 18” in any direction, named if possible	1 branch
28.	Daisy	1 stem
29.	*Daylily -any variety	1 stem
30.	Campanula – any variety	1 stem
31.	Sweet William	1 stem
32.	*Perennial/Biennial , any other under 15” average growth, named	1 stem
33.	*Perennial/Biennial , any other 15”and over average growth, named	1 stem
34.	Plate of lettuce (exhibitor grown)	

35.	Horticultural “Brag Item” (will not to be judged)	
	<u>Section F-Design Class</u>	
36.	“In Season” – a traditional design using plants in bloom	
37.	“Surf’s Up” – a design suggesting a large wave	
38.	“Reaching Up” – a vertical arrangement incorporating (a) flowering branch(es) Vertical design 1 ½ -3 x the height of the vase	
	<u>Section G: Photography</u>	
39.	“Down to the roots” – your interpretation	



76th Annual Flower & Vegetable Show

Monday August 17, 2015

Curling Rink

Tagged Exhibits placed Sunday between 3:00 p.m. and 5 p.m.
or Monday between 1 - 3:30 p.m. Judging - Monday 3:30-6:30 p.m.

Show open to the public 6:30 p.m. -- Junior Awards 7:30 p.m.

	<u>Section A - Cut Flowers</u>	Page 1 of 4
1.	*Aster – any variety, any colour	1 stem
2.	*Calendula	1 bloom
3.	*Clematis in low container, with foliage	1 bloom
4.	*Cosmos	1 stem
5.	*Daylily (Hemerocallis)	1 stem
6.	*Geranium (Pelargonium) with own foliage	1 stem
7.	*Gloriosa, Black Eyed Susan (Rudbeckia)	3 blooms
8.	*Cone Flower (Echinacea)	1 stem
9.	Hydrangea - roundhead	1 stem
10.	Hydrangea – coneshaped head	1 stem
11.	Heuchera Leaves-Coral Bells	3 different leaves
12.	Lavatera	1 stem
13.	Lily – tiger	1 stem
14.	*Lily (true lily) any other	1 stem
15.	Marigold - bloom under 2”	3 blooms
16.	Marigold - bloom 2” and over	1 bloom
17.	*Phlox – any variety	1 stalk
18.	Phlox – perennial, different varieties	3 stalks
19.	Phlox – perennial, same variety	3 stalks
20.	Salvia – perennial or annual	1 stem
21.	Sedum – not Autumn Joy	1 stem
22.	Snapdragon – any colour	3 stems
23.	Snapdragon – any variety	1 stem
24.	Sweet Peas – with foliage (perennial or annual)	3 stems
25.	*Zinnia – blooms under 3”	3 stems
26.	*Zinnia – blooms 3” and over	1 stem

76th Annual Flower & Vegetable Show

Page 2 of 4

27.	*Any other cut annual flower-<i>under 15 named</i>	1 stem
28.	*Any other cut annual flower-<i>15" and over -named</i>	1 stem
29.	*Any other cut biennial/perennial -<i>under 15"-named (no hydrangea)</i>	1 stem
30.	*Any other cut biennial/perennial -<i>15" and over- named (no hydrangea)</i>	1 stem
	<u>Section B – Bulbs, Corms & Tubers</u>	
31.	Dahlia – bloom under 2"--see OJES p.35	1 bloom
32.	*Dahlia – bloom 2" and over	1 bloom
33.	*Tuberous Begonia – floating in a bowl, no foliage	1 bloom
34.	*Gladiolus – any colour	1 stem
	<u>Section C – Roses (named if possible)</u>	see rose tips p. 11 or OJES p.58
35.	*Rose – miniature	1 bloom
36.	*Rose – miniature	1 spray
37.	Rose – miniature-different colours	3 blooms
38.	Rose any other type	1 spray or bloom
39.	Rose – floating in a bowl with no foliage	1 bloom
40.	Roses – arranged with own foliage only	3 stems
	<u>Section D – Collections - attach list of known names</u> A collection must have at least 7 specimens in one container.	<u>See Further specification p10</u>
41.	Perennials/biennials under 15" average growth	
42.	Perennials/biennials 15" & over average growth	
43.	Annuals -under 15" average growth	
44.	Annuals -15" & over average growth	
45.	Assorted cut flowers, named	

Section E -Novice
– Members who are new exhibitors (2 year limit)

- | | | |
|-----|----------------------------|------------------|
| 46. | My Best Annual | 1 bloom or spray |
| 47. | My Best Perennial/biennial | 1 bloom or spray |

Section F – Edibles (see specifications p.20)

- | | | |
|-----|--|-------------------------|
| 48. | Beans – yellow, green or purple | 3 pods |
| 49. | Beets | 3 specimens |
| 50. | Carrots | 3 specimens |
| 51. | Corn – 1/3 husked | 1 specimen |
| 52. | Cucumbers – slicing | 1 specimen |
| 53. | Cucumbers - pickling | 3 specimens |
| 54. | *Garlic | 1 head |
| 55. | Herbs – named, potted or cut –(different) | 5 or more named |
| 56. | *Onions – skin on | 1 specimen |
| 57. | *Peppers – any variety | 1 specimen |
| 58. | *Potatoes | 1 specimen |
| 59. | Squash – any variety | 1 specimen |
| 60. | Swiss Chard | 3 specimens |
| 61. | Tomatoes – large red | 1 specimen |
| 62. | Tomatoes – large yellow or orange | 1 specimen |
| 63. | *Tomatoes – orange, yellow or red, not over 1 1/2” | 1 truss |
| 64. | *Any other vegetable named, not listed above | 1 specimen |
| 65. | *Vegetable <i>with unusual growth characteristics, named</i> | 1 specimen |
| 66. | Zucchini – not over 12” | 1 specimen |
| 67. | *Any garden grown edible fruit - named | 1 specimen or 5 berries |
| 68. | Sunflower head with or without petals | 1 specimen |
| 69. | Novelty – decorated vegetable | 1 specimen |

Section G – Miscellaneous

- 70. Horticultural brag item – (will not be judged.)
- 71. Patio pot – plant(s) named
- 72. Hanging basket – plant(s) named
- 73. A large planter in garden – photo (will be judged only for horticultural merit)

Section H – Photography

P.6 for rules

- 74. “An overview of my garden”
- 75. “Most dreaded weed”- (named on entry tag)
- 76. “Beauty is in the eye of the beholder” most beautiful weed – (named on the entry tag)

a series of 4 photos

Section I – Design

– Design material may be home grown or purchased

P.12 for Rules

- 77. “Elegant Picnic” a simple arrangement for al fresco dining.
- 78. “Sunny” an arrangement using yellow and/or orange flowers
- 79. “Death by Fire” a red & black arrangement (black spray paint is permissible)
- 80. “Unusual” a design incorporating an unusual focal point
- 81. “Serenity” your interpretation

Illustration p 7

PECIAL AWARDS

BEST SPECIMEN

BEST VEGETABLE

BEST DESIGN

JUDGE'S CHOICE (OPTIONAL)



Specifications for Edibles

Beans: Pods should be well matched and of good colour, no spotting, portion of stem attached.

Beets: Tops trimmed 1" above crown, cleaned but not scrubbed, preferred size 2-3". Roots should not be cut.



Carrots: Tops removed to approx. 1" above crown. Tap Roots should be left on. Roots may be washed but not scrubbed. Remove side roots carefully.

Cucumbers: 1/4" of stems should be left on specimen.
 Slicing: 6" and over
 Pickling: 2" - 4"

Tomatoes: Specimens should be well matched, firm and free of cracks. It is preferable to leave calyx attached.



Members of the Omemee & District Horticultural Society honoured in 2014 for their Dedicated Service and Volunteering

5 year pins	Ontario Horticultural Service Pins awarded in 2014 Evelyn Dolman, Joyce Forward, Kim Gunn, Ann Hannah, Linda Krishnan, Colleen Hughes, Gaynor McMullen, Chris Miller, Aron Muscutt, Barbara Muscutt, Marion Philp, Gord Read, Mary Read, Suzanne Seryck, Enid Skuce, Marion Wellman, Trixie White, Joanne Windrem, Audrey Wristen	
10 year pins	Germaine Kleiss, Brenda Latulippe,	
20 year pins	Linda Jenkins	
25 year pins	OHA Service Pins Presented by District 4	
	We Continue to Honour Life Members for their Many Years of Service.	
	Ruth Arndt, Ruth Bailey, Alice Burke, Norma Evans, Gladys Goodin, Heather Grassie, Linda Jenkins, Ella Jones, Milburn Jones, Jane Magee, Jean Sadler, Betty Stephenson, Diane Webber	
	A Valuable Resource: Members with Special Qualifications Master Gardeners Ruth Arndt, Norma Evans, Joan Harding Sue Lajeunesse, Sally Rye, Suzanne Seryck, Joanne Windrem, Dianne Westlake and Gary Westlake	
	Horticultural Judges Ruth Arndt, Norma Evans and Christa Marton	
	Licensed Horticulturalist Aron Muscutt	
	<u>In Memorium</u>	
		
	<i>Evelyn Annie Rehill</i>	<i>Ruth Bailey</i>

FLOWER SHOW AWARDS

2014

CONGRATULATIONS

<p>Burke Memorial Award <i>Overall Points in All Show</i></p>	<p><i>Aron Muscutt</i></p>
<p>Moyer Memorial Trophy <i>Most points overall</i></p>	<p><i>Norma Evans</i></p>
<p>Weir Award <i>Most points for edibles overall</i></p>	<p><i>Norma Evans</i></p>
<p>Sadler Award <i>Best vegetable in August Show</i></p>	<p><i>Renee Cowell</i></p>
<p>Sanderson Award <i>Most points in May/June Show</i></p>	<p><i>Carol Mitchell</i></p>
<p>Male Gardener of the Year <i>Most points overall</i></p>	<p><i>Aron Muscutt</i></p>
<p>Dora Atwell Award <i>Best Specimen in August Show</i></p>	<p><i>Kim Gunn</i></p>
<p>Mabel Hill Award <i>Best Design in August Show</i></p>	<p><i>Donna Hunter</i></p>
<p>The OHA Anniversary Trophy <i>For Achievement in Horticulture</i></p>	<p><i>Garry & Mark McMullen</i></p>
<p>Zufelt Trophy <i>For Achievement in Horticulture</i></p>	<p><i>Carol Mitchell</i></p>
<p>Photography Award – Nov.2013 to end Oct.2014</p>	<p><i>Aron Muscutt</i></p>
	

JUNIOR GARDEN CLUB 2014



**WE GRATEFULLY ACKNOWLEDGE THE ASSISTANCE WE RECEIVED IN THE
YEAR 2014 FROM THE FOLLOWING SPONSORS.**

Province of Ontario (OMF)

City of Kawartha Lakes

Sam & Wand Ritman

Forbes McEwen Estate

Omemee Lioness

Omemee Lions Cheers



COMING EVENTS 2015

District 4		
March 14	District - <i>Spring Get Together</i>	Auburn Bible Chapel 9 Armour Road Peterborough 1:00-3:30 p.m.
April 25	District 4 – <i>Annual General Meeting</i> - All Members Welcome-	King Edward Community Centre Brighton
April 2, 3, 4	<i>Peterborough Garden Show</i> Peterborough Horticultural Society & Master Gardeners www.peterboroughgardens.ca	Peterborough Evinrude Centre
June 10	District Lunch & Awards Celebration Theme: “Western Cowboy” Speaker: “Native Grasses”	Naval Club Peterborough - 11AM - 3PM
July 3-5	<i>Ontario Horticultural Association</i> <i>109th Convention “SUMMER IN THE SOUTHERN TIER”</i>	Redeemer University-College 277 Gardner Road East Ancaster, On
July 11	<i>Bobcaygeon Horticultural Society Garden Tour</i> Linda Friend 705 738-0982 hohofriend@i-zoom.net	
October 25	District - <i>Fall Seminar</i>	
<u>Around & About</u>		
1st Tuesday in month 7.00 p.m.	<i>Peterborough Photographic Society</i> www.peterboroughcameraclub.com	Peterborough St. Andrews Church, 441 Rubridge
Feb.21	Get the Jump on Spring	Toronto Botanical Gardens
March 6, 9, 23,30	<i>Northumberland Garden Series</i> <i>March 9 Dugald Cameron, March 16 – Frank Kershaw</i> <i>March 23 Dawn Golloher Tack, March 30 Ed Lawrence</i>	*****
March 13 -22	Canada Blooms	Direct Energy Centre



2015 Program

All meetings held in Trinity Church Auditorium Unless otherwise specified

The third Monday of the month – Social: 7:00 to 7:30 Meetings at 7:30



Month	Topic	Speaker
February 21 Saturday Potluck	Starting Seeds <i>PotLuck</i> Social 12:00 noon	Jill Bishop Coordinator, Peterborough Community Garden Network
March 16	Artistic Gourd Bird Houses Monthly Competition <u>See Show Schedules: Page 10& 11</u>	Bev Williams Williams Design Studios Bethany
April 20	All About Cannas Monthly Competition <u>See Show Schedules: Page 10 & 11</u>	Heather Grassie, President Omeme & District Horticultural Society
Saturday May 16	Spring Plant Sale	Curling Rink 9:00 a.m.
May 18 On-Site	Tour of Millennium Park, Peterborough History of Park & Plants	Cathy Dueck City of Peterborough
June 15	A Year In Review Check the website for location. Spring Flower Show <u>See Show Schedules: Page 12-14</u>	Carol Mitchell
July 20	Demonstrations by Members Garden Art/Gifts for and from the Garden	
August 17	Helpful Hints – Part II Flower Show & Vegetable Show <u>See Show Schedule -Pages 15 to 19</u>	Omeme Master Gardeners
September 21	Growing and Cooking with Garlic Monthly Competitions <u>See Show Schedule Page 10 & 11</u>	Gail Grainger, Ingoldsby Garlic Farm
October 19 Potluck	The Northumberland County Forest Check the website for location.	<i>Ben Walters, Forest Manager</i> <i>County of Northumberland</i>
November 16 Annual Mtg.	Catharine Parr Trail Wildflowers Annual Mtg. Design & Photo Show <u>See Show Schedule Page 10 & 11</u>	Joyce Higgs