

Omeme and District Horticultural Society



Since 1939



1939 - 2016



Omeme Blooms Garden Club

Web Site: <http://www.omemeblooms.ca>

omeme@gardenontario.ca

MESSAGE FROM THE PRESIDENT FOR 2016

Message from the President for 2015

The Omemee and District Horticultural Society (ODHS) had special plans for some new tasks during 2015, and we have accomplished them. The two major garden renovations, to the Beach and Marina Beds had priority, but due to some unforeseen circumstances, they were just completed at Thanksgiving. They will be re-dedicated at a celebration in June 2016.

After having the month of January off, our February Potluck Lunch meeting took place on a Saturday afternoon. Since the weather was very poor, we had a small event with an enjoyable speaker Jill Bishop, who inspired us to plant some seeds. Bev Williams shared her passion about creating Artistic Gourd birdhouses in March, and Heather Grassie presented some information on growing Canna Lilies in the busy month of April.

At the Peterborough Garden Show the ODHS looked after the popular judged Flower Show for the High school students. Some members also volunteered in other areas of the PGS, The Peterborough Garden Show with the Master Gardeners and the OHA. The May Plant Sale was a resounding success, because the May long weekend allowed us to have more mature plants available. Cathy Dueck escorted us around the Millennium Park in PTBO and explained the history, the development and the design of the park. Linda and Richard Jenkins do an amazing job of looking after the extensive Children's Butterfly Garden. The Millennium Park is worth visiting and enjoying a walk along the Otonabee River

Junior Garden Club members met in May, brought in entries to the August Show and held a craft meeting in October. The Juniors gathered for the second year to plant the Planter Box at the Foodland Store in Omemee. It bloomed all summer. With the grant money from PTBO Hort. Soc. we had to purchase plant material, so the Green Team had to go shopping. Some unique plants were purchased in June at some nurseries while on a Gardener's bus trip to Niagara Falls to be planted in the renovated beds.

The June, July, and August meetings were held at the Curling Rink with some unique presentations. In June, Sean McFayden, with his family, newly settled in Omemee demonstrated the incredible skill of rock balancing. In July several talented members shared their artistic talents and creations (cooking with herbs, fairy gardens, ponds, butterfly containers, recycled art). At the busy August meeting, some Master Gardeners and members discussed over wintering plants in pots, creating art for the garden and Aron Muscutt demonstrated his clever machine for separating seeds from the chaff.

Getting back on track at the September meeting, involved giving out the Gardening awards and pins as well as enjoying the speakers on all things Garlic. The October potluck was held at Trinity Church and Mike Muldoon from the Northumberland County Forest gave an educational talk on the geographical history and the development of the forest. This night will always be memorable because it was the night of the 2015 Canadian election as well as a very exciting Blue Jays baseball game.

Many members attended many OHA District 4 events- the Spring Get together in March, the April AGM in Brighton, the June Celebration in Peterborough, the OHA Convention in Ancaster and the Fall Seminar in Campbellford. Despite the busy summer, a few "get aways" were managed with shopping trips, bus trips, garden tours and thanks to Sue Lajeunesse we squeezed in our yearly trip to John's Nursery for a fall sale with lunch at the Tin Mill in Uxbridge.

The Village Planters were magnificent this summer due to the care and dedication of the amazing team of Ken and Darlene Hunter who planted watered and maintained them. People continually commented on their beauty.

Village Gardens thrived with the small but dedicated team of volunteers. Doing some Guerrilla Gardening was a new adventure for the ODHS. The landscaping of a very prominent house on King St. was badly in need of a facelift. Some very generous volunteers participated in a dramatic transformation.

Volunteers are such an important part of an organization. ODHS depends on them and has been fortunate to have a few dedicated ones who show up to work on the village projects and attend the D4 and OHA functions and turn the work into a time of fun with friends. ODHS is now 76 years old and despite the tough times experienced in Omemee, as the TV Show says we are "Still Standing"!!

Contents



Page 2	2016 Executive
Page 3	Committees for the Year 2016
Page 4	Committees for the Year 2016 (continued)
Page 5	General Rules for the Exhibitors
Page 6	Basic Forms of Floral Arrangement
Page 7	Tips for Conditioning Flowers
Page 8	Specifications of Design & Display
Page 9	Tips for Showing
Page 10	Monthly Competition - Design Categories
Page 11	Monthly Competition - Photo Categories
Page 12	Spring Show - Monday June 20, 2016 – CHECK website for location
Page 15	76th Annual Flower & Vegetable Show - Monday, August 20, 2016 Omeme Legion
Page 21	Flower Show Awards 2015
Page 22	Junior Garden Club Awards –2015



2016 Executive

President Carol Mitchell president@omemeeblooms

Past President Heather Grassie

Vice President (1st) Joanne Windrem

Vice President (2nd) Diane Webber

Secretary Barb Morrison secretary@omemeeblooms

Treasurer Darlene Hunter treasurer@omemeeblooms

Directors:

One Year

Joan Harding

Christa Marton

Barbara McGregor

Chris Miller

Mary Read

Two Years

Donna Hunter

Sue Lajeunesse

Gaynor McMullen

Barb Muscutt

Jen Routledge

Honorary Directors: Ruth Arndt
Norma Evans


Pat Burritt
Brigitte Losberg

Auditors: Jill Cockerell

Suzanne Castell



COMMITTEES FOR THE YEAR 2016

<u>Publicity & Yearbook</u> publicity@omemeeblooms	<i>Diane Webber</i>	<i>Christa Marton</i> <i>Gaynor McMullen</i>
<u>Membership</u> membership@omemeeblooms.ca	<i>Donna Hunter</i>	
<u>Awards</u>	<i>Heather Grassie</i>	<i>Norma Evans</i>
<u>Social</u>	<i>Trixie White</i>	<i>Barb Muscutt</i>
<u>Youth</u> youth@omemeeblooms.ca	<i>Linda Jenkins</i> <i>Carol Mitchell</i>	<i>Heather Grassie</i> <i>Diane Webber</i>
<u>Library</u> library@omemeeblooms.ca	<i>Chris Miller</i>	
<u>Members Garden Tour</u>	<i>Sue Lajeunesse</i>	
<u>Sunshine Contact</u> sunshine@omemeeblooms.ca	<i>Barb Morrison</i>	<i>Mary Read</i>
<u>Speakers</u>	<i>Sue Lajeunesse</i> <i>Carol Mitchell</i>	<i>Christa Marton</i> <i>Barb Morrison</i>
<u>Archivist</u>	<i>Heather Grassie</i>	
<u>Flower & Photo Show</u> flowershow@omemeeblooms.ca	<i>Christa Marton</i> <i>Chair Person</i>	<i>Linda Jenkins</i> <i>Kim Gunn</i>
		

Committee 2015(cont.)		
Plant Sale plantsale@omemeeblooms.ca	<i>Barb Morrison,</i>	Chris Miller
Pot Luck 2016	<i>Carol Mitchell</i>	
Winter Barrels	<i>Donna Hunter</i>	<i>Joanne Windrem</i>
	<i>Mary Read</i>	<i>Gord Read</i>
	<i>Dorothy Edwards</i>	<i>Marie Bell</i>
	<i>Ron Faulkner</i>	
	<i>Diane Webber</i>	<i>Gaynor McMullen</i>
	<i>Carol Mitchell</i>	
Phone	<i>Jenn Lumley</i>	<i>Christa Marton</i>
Day Trips	<i>Carol Mitchell</i>	<i>Sue Lajeunesse</i>
Public Gardens publicgarden@omemeeblooms.ca	<i>Joanne Windrem</i>	
Santa Claus Parade	<i>Gaynor McMullen</i>	<i>Barb Muscutt</i> <i>Audrey Wristen</i>
	<i>Ron Muscutt</i> <i>Ken Hunter</i> <i>Maria Bell</i>	<i>Donna Hunter</i> <i>Darlene Hunter</i> <i>Barb Morrison</i>
	<i>Christa Marton</i>	<i>Norma Evans</i>
Greeters	<i>Joan Harding</i>	
Draws & Prizes	<i>Jill Cockerell</i>	
Signs	<i>Donna Hunter</i>	<i>Heather Grassie</i>














General Rules For the Exhibitors

Competition is open to all members of the Omeme Horticultural Society (over 16 years of age) *Membership paid prior to date of show.*

1. Entries with tags must be in place and showroom cleared by the specified time in show schedule. Entry tags may be obtained prior to the show. See Christa Marton
2. An exhibitor may make only *one entry* in each class unless the item is marked with an * in which case, two entries are allowed.
3. A houseplant may be shown only *once* each year. All potted plants must be owned by the exhibitor for at least 3 months.
4. All specimens must be grown by the exhibitor (does not apply to decorative/design classes)
5. In decorative/design classes accessories are permitted unless otherwise stated.
6. All specimen entries must be shown with their own foliage, except daffodils & daylilies.
7. Extra points may be given for naming specimen varieties.
8. Height refers to the average height of the specimen, not height of the entry.
9. Decorative entries' height is measured from tabletop to the design's highest point. Note that the container is part of the measurement.
10. In decorative classes, a front view is indicated unless otherwise stated.
11. Judging will conform to OJES standard (Ontario Judging & Exhibiting Standards).
12. The judge's decision is final and may only be challenged in writing.
13. The Society is not responsible for loss or damage.



BASIC FORMS OF FLORAL ARRANGEMENT

		
<p>All Foliage</p>	<p>Oriental Manner</p>	<p>Asymmetrical Triangle</p>
		
<p>Crescent</p>	<p>Hogarth or S Curve</p>	<p>Hogarth</p>
		
<p>Water Viewing</p>	<p>Vertical</p>	<p>Symmetrical Triangle</p>
	<p>Horizontal</p>	
		<p>Traditional</p>

TIPS FOR CONDITIONING FLOWERS

The goal is to assist plants to absorb water after cutting and thus have fresher, longer lasting specimens or arrangements.

Cut stems cleanly on a slant using a sharp, clean knife or shears. Early morning or late evening is preferred. Place immediately in deep warm water. Re-cut stems under water about an inch above the original cut. Flowers with woody stems such as hollyhocks, lilacs and shrub and tree branches should not be re-cut. Instead, slit the stems a few times.

Some flowers benefit from a spray of cool water before hardening. Some of these are Asters, Begonias, Lilacs, Carnations, Pansies, Violets and Roses. Do not spray Delphiniums, Lilies, Petunias, or Sweet Peas.

Strip off the leaves that will be under water. Lay large leaves, such as Hostas, flat in the water.

The stem ends of some plants should be seared or placed in an inch of boiling water for 1 to 3 minutes. This prevents the formation of a callus which restricts water intake. Plants that fall into this category are Poppies, Asters, Chrysanthemums, Zinnias, Dahlias, Sidalcea, Balloon Flower and Heuchera.

Condition Daffodils (Narcissus) separately, do not re-cut stem and rinse stem ends to remove sap if being used in any arrangement with other flowers.

Store pails of flowers in a cool dark and draft free area from 6 to 24 hours. Dahlias, Gladioli and Iris can be cut a few days ahead if hot or stormy weather threatens.




Specifications of Design & Display

1.	<p><u>A miniature design:</u> Not to exceed 5” in any dimension, including container, base & accessories. For good proportion the container should not exceed 1 ½” in height.</p>
2.	<p><u>A small design</u> Size from not smaller than 5 ½” and not exceeding 10” in any direction (height, width, depth, diagonal), including container, base & accessories</p>
3.	<p><u>A collection -</u> A specified number of items exhibited for cultural perfection OJES P. 93 NOTE: Freshness is paramount for cultural perfection A collection has no artistic value All things being equal the judge will award higher marks to the greatest variety of specimens.</p>

Prize Money and Points

	<u>1st</u>	<u>2nd</u>	<u>3rd</u>	<u>H.M.</u>
Decorative Classes	\$4.00	\$3.00	\$2.00	\$1.00
Other Classes	\$2.00	\$1.50	\$1.00	\$.50
Best In Show	\$5.00			
Judge’s Choice (optional)	\$5.00			

Points for all classes:

6	Best in Show & Judge’s Choice	
5	1st	
3	2 nd	
2	3rd	
1	Honourable Mention	

Tips for Showing

If more than one flower is shown of the same variety, equal sizes and stages of development are considered to be superior entries.

Floating specimens should not have leaves and should truly float.

It is advisable to put the flower into the bowl at the show, not while in transit.

Always groom your specimen, removing all “eye-sores”: spent flowers, dirt, bugs etc.

Roses

- petals symmetrical, fresh
- singles fully open, other $\frac{1}{2}$ to $\frac{3}{4}$ open

Irises

- symmetrical form, sturdy stems
- the presence of terminal flower (the one on the top) is considered superior
- old flowers neatly trimmed off at the stem

Peonies

- singles should not have pollen falling
- all buds should be removed, as well as all lower leaves.

African Violets

- plant should be in centre of container, foliage symmetrical & overlapping -no long “necks”
- flowers concentrated near centre of plant
- miniature has leaf span 6” or less



Monthly Competition - Design Categories – 2016

March 21	An Easter centrepiece or arrangement not to exceed 12” in any direction. No artificial flowers
April 18	“A miniature arrangement (see below)
September 19	“ <i>Focal Point</i> ” an arrangement with a floral focal point

Note

Remember that a design is an artistic interpretation of the suggested theme and not just a pretty bouquet OJES p.95.

Design material may be purchased

Older, drier greenery displaying a brownish tinge will not be awarded as many points as fresh ones

Miniature not to exceed 5” in any direction

Arrangement:

Combination of fresh &/or dried plant material &/or inorganic objects arranged to produce an artistic unit. OJES p.90



Monthly Photo Competitions – 2016

	<u>Photo Categories</u>	
March 21	“Frozen” your interpretation	one 4” x 6” or 5” x 7” photo
April 18	“Trying Hard”-emerging growth or colour in Spring	one 4” x 6” or 5” x 7” photo
September 19	“My best specimen in the garden” (identify on the tag)	one 4” x 6” or 5” x 7” photo
November 21	<u>Annual Photo Show</u>	
	1. “Pollinator”(s)	one 4” x 6” or 5” x 7” photo
	2. “ Unlike Any Other”-a flower with unusual colour(s)	one 4” x 6” or 5” x 7” photo
	3. “I’m Lovely Too” – an attractive vegetable	one 4” x 6” or 5” x 7” photo
	4. “Grand Vista”- your interpretation	one 4” x 6” or 5” x 7” photo
	5. “Leaves”-series of 4	a series of 4 photos
	<u>Tagged exhibits to be placed between 6:30 and 7:00 p.m.</u>	
	<u>Topics for Photo Competitions</u> <u>2017</u>	
1.	“Fruits of Autumn”	one 4” x 6” or 5” x 7” photo
2.	“I Almost Missed It” a tiny flower or plant	one 4” x 6” or 5” x 7” photo
3.	View from a hilltop or mountain	one 4” x 6” or 5” x 7” photo
4.	“By the Water”	one 4” x 6” or 5” x 7” photo
5	“Time Lapse” – 4 stages of a flower bed	a series of 4 photos

Photography Rules

One entry per category.

Entries Nature related, photographed by exhibitor


Single prints must be 4” x 6” or 5” x 7”, mounted or matted

Matting or mounting must not extend more than 1” past the photo without penalization. Series to be fastened to a backing of max. 12” x 24”.

Spring Show

Monday, June 20, 2016

Exhibits placement between 4:30 and 5:30 p.m.

.		See rose tips p.9 or OJES p.58
1.	Rose floating in bowl, no foliage – any variety	1 bloom
2.	*Rose - any, not miniature	1 spray
3.	Rose - Miniature	1 spray
4.	Rose - Miniature	1 bloom
5.	Roses	3 different
	<u>Section B - Irises</u>	<u>See iris tips p.9 or OJES p.44</u>
6.	*Iris, bearded one colour	1 stalk, no leaves
7.	*Iris, bi-colour or multi-colour	1 stalk, no leaves
8.	*Iris, Siberian or non-bearded	1 stalk, no leaves
9.	Iris	3 different, no leaves
	<u>Section C - Peonies</u>	<u>See peony tips p.9 or OJES p.56</u>
10.	Peony – double-predominantly white	1 bloom
11.	Peony – double-predominantly pink	1 bloom
12.	Peony – double-predominantly reddish	1 bloom
13.	Peony – single any colour	1 bloom
14.	Peony – any other	1 bloom
15.	Peonies	3 Different
		

	<u>Spring Show Monday June 20, 2016 (continued)</u>	Page 2 of 3
	<u>Section D</u>	See tips p. 9 or OJES p.29
16.	African Violets (Saintpaulia) – <i>single crown</i>	1 pot
	<u>Section E</u>	
17.	*Allium – any variety	1 stem
18.	Columbine-Aquilegia	1 stem
19.	*Clematis in low container, with foliage	1 bloom
20.	Clematis	1 spray
21.	*Lupin – any colour	1 stem
22.	Pansies with own foliage	5 blooms
23.	Cut flowers	5 named
24.	Hosta same variety, named if possible	3 leaves
25.	Hosta, different varieties, named if possible	3 leaves
26.	Flowering Shrub or Tree (not Rose) not to exceed 18” in any direction, named if possible	1 branch
27.	*Daisy, any	1 stem
28.	*Daylily -any variety	1 stem (no leaves)
29.	Campanula – any variety	1 stem
30.	Sweet William	1 stem
31.	*Perennial/Biennial , any other under 15” average growth, named	1 stem
32.	*Perennial/Biennial , any other 15” and over average growth, named	1 stem
33.	Plate of lettuce (exhibitor grown)	

	<i>Spring Show Monday, June 20 2016(Continued)</i>	Page 3 of 3
34.	Horticultural “Brag Item” (<i>will not to be judged</i>)	
	<u>Section F-Design Class</u>	
35.	Simply monochromatic (predominantly one colour)	
36.	An all foliage design. Accessories allowed	
37.	“June Blossoms” A traditional design	See p.6
	<u>Section G: Photography</u>	
38.	“Horizon” – your interpretation	One 4”x 6” or 5” x 7” photo



77th Annual Flower & Vegetable Show

Monday August 15, 2016

Omeme Legion

Tagged Exhibits placed Sunday between 3:00 p.m. and 5 p.m.
or Monday between 3 - 4:30 p.m. Judging - Monday 4:30-6:30 p.m.

Show open to the public 6:30 p.m. -- Junior Awards 7:30 p.m.

	<u>Section A - Cut Flowers</u>	Page 1 of 4
1.	*Aster – any variety, any colour	1 stem
2.	*Calendula	1 bloom
3.	*Clematis in low container, with foliage	1 bloom
4.	*Cosmos	1 stem
5.	*Daylily (Hemerocallis)	1 stem
6.	*Geranium (Pelargonium) with own foliage	1 stem
7.	*Gloriosa, Black Eyed Susan (Rudbeckia)	3 blooms
8.	*Cone Flower (Echinacea)	1 stem
9.	Hydrangea - roundhead	1 stem
10.	Hydrangea – coneshaped head	1 stem
11.	Heuchera Leaves-Coral Bells	3 different leaves
12.	Lavatera	1 stem
13.	Lily – tiger	1 stem
14.	*Lily (true lily) any other	1 stem
15.	Marigold - bloom under 2”	3 blooms
16.	Marigold - bloom 2” and over	1 bloom
17.	*Phlox – any variety	1 stalk
18.	Phlox – perennial, different varieties	3 stalks
19.	Phlox – perennial, same variety	3 stalks
20.	Salvia – perennial or annual	1 stem
21.	Sedum – not Autumn Joy	1 stem
22.	Snapdragon – any colour	3 stems
23.	Snapdragon – any variety	1 stem
24.	Sweet Peas – with foliage (perennial or annual)	3 stems
25.	*Zinnia – blooms under 3”	3 stems
26.	*Zinnia – blooms 3” and over	1 stem

	77th Annual Flower & Vegetable Show	
		Page 2 of 4
27.	*Any other cut annual flower - under 15" named	1 stem
28.	*Any other cut annual flower - 15" and over -named	1 stem
29.	*Any other cut biennial/perennial -under 15"-named (no hydrangea)	1 stem
30.	*Any other cut biennial/perennial -15" and over- named (no hydrangea)	1 stem
	<u>Section B – Bulbs, Corms & Tubers</u>	
31.	Dahlia – bloom under 2"--see OJES p.35	1 bloom
32.	*Dahlia – bloom 2" and over	1 bloom
33.	*Tuberous Begonia – floating in a bowl, no foliage	1 bloom
34.	*Gladiolus – any colour	1 stem
	<u>Section C – Roses (named if possible)</u>	see rose tips p. 9 or OJES p.58
35.	*Rose – miniature	1 bloom
36.	*Rose – miniature	1 spray
37.	Rose – miniature-different colours	3 blooms
38.	Rose any other type	1 spray or bloom
39.	Rose – floating in a bowl with no foliage	1 bloom
40.	Roses – arranged with own foliage only	3 stems
	<u>Section D – Collections - attach list of known names A collection must have 5 specimens in one container.</u>	<u>See Further specification p8</u>
41.	Perennials/biennials under 15" average growth	
42.	Perennials/biennials 15" & over average growth	
43.	Annuals -under 15" average growth	
44.	Annuals -15" & over average growth	
45.	Assorted cut flowers, named	

	77th Annual Flower & Vegetable Show	Page 3 of 4
	<u>Section E -Novice</u> <u>– Members who are new exhibitors (2 year limit)</u>	
46.	My Best Annual	1 bloom or spray
47.	My Best Perennial/biennial	1 bloom or spray
	<u>Section F – Edibles (see specifications p.19)</u>	
48.	Beans – yellow, green or purple	3 pods
49.	Beets	3 specimens
50.	Carrots	3 specimens
51.	Corn – 1/3 husked	1 specimen
52.	Cucumbers – slicing	1 specimen
53.	Cucumbers - pickling	3 specimens
54.	*Garlic	1 head
55.	Herbs – named, potted or cut –(different)	5 or more named
56.	*Onions – skin on	1 specimen
57.	*Peppers – any variety	1 specimen
58.	*Potatoes	1 specimen
59.	Squash – any variety	1 specimen
60.	Swiss Chard	3 specimens
61.	Tomatoes – large red	1 specimen
62.	Tomatoes – large yellow or orange	1 specimen
63.	*Tomatoes – orange, yellow or red, not over 1 1/2”	1 truss
64.	*Any other vegetable named, not listed above	1 specimen
65.	* <i>Vegetable with unusual growth characteristics, named</i>	1 specimen
66.	Zucchini – not over 12”	1 specimen
67.	*Any garden grown edible fruit - named	1 specimen or 5 berries
68.	Sunflower head with or without petals	1 specimen
69.	Novelty – decorated vegetable	1 specimen

	77th Annual Flower & Vegetable Show	
	<u>Section G – Miscellaneous</u>	
70.	Horticultural brag item – (will not be judged.)	
71.	Patio pot – plant(s) named	
72.	Hanging basket – plant(s) named	
73.	A large planter in garden –(Photo will be judged only for horticultural merit. Do not submit same photo twice)	
	<u>Section H – Photography</u>	P.11 for rules
74.	“Backlit”	one 4 x 6” or 5 x 7”photo
75.	“Nature Plays Havoc”	one 4 x 6” or 5 x 7”photo
76.	“Floral Best” 4 favourites	a series of 4 photos
	<u>Section I – Design</u> <u>– Design material may be home grown or purchased</u>	P.10 for Rules
77.	“Weathered” – a design using old wood or driftwood.	
78.	“Hot Diggedy” a small design using hot colours	See P8
79.	“Outside the Box” a design incorporating a box	
80.	“Early Harvest” a design using berries, fruit and/or vegetables	
81.	“Low Budgets” a design using plentiful wild plants or flowers	

SPECIAL AWARDS

BEST SPECIMEN

BEST VEGETABLE

BEST DESIGN

JUDGE'S CHOICE (OPTIONAL)



Specifications for Edibles

Beans: Pods should be well matched and of good colour, no spotting, portion of stem attached.

Beets: Tops trimmed 1" above crown, cleaned but not scrubbed, preferred size 2-3". Roots should not be cut.

Carrots: Tops removed to approx. 1" above crown. Tap Roots should be left on. Roots may be washed but not scrubbed. Remove side roots carefully.

Cucumbers: 1/4" of stems should be left on specimen.
 Slicing: 6" and over
 Pickling: 2" - 4"

Tomatoes: Specimens should be well matched, firm and free of cracks. It is preferable to leave calyx attached.



Members of the Omeme & District Horticultural Society honoured in 2015 for their Dedicated Service and Volunteering

5 year pins	Ontario Horticultural Service Pins awarded in 2015 Evelyn Dolman, Kim Gunn, Ann Hannah, Linda Krishnan, Colleen Hughes, Gaynor McMullen, Chris Miller, Aron Muscutt, Barbara Muscutt, Ron Muscutt, Gord Read, Mary Read, Enid Skuce, Marion Wellman, Trixie White, Joanne Windrem, Audrey Wristen
10 year pins	Eila Marin, Roger Martin Brenda Latulippe, Jennifer Lumley, Barb Morrison
25 year pins	OHA Service Pins Presented by District 4 Heather Grassie
	We Continue to Honour Life Members for their Many Years of Service.
	Ruth Arndt, Alice Burke, Norma Evans, Gladys Goodin, Heather Grassie, Linda Jenkins, Ella Jones, Jean Sadler, Betty Stephenson, Diane Webber
	A Valuable Resource: Members with Special Qualifications Master Gardeners Ruth Arndt, Norma Evans, Joan Harding, Sue Lajeunesse, Suzanne Seryck, Joanne Windrem, Dianne Westlake and Gary Westlake
	Horticultural Judges Ruth Arndt, Norma Evans and Christa Marton
	Licensed Horticulturalist Aron Muscutt

In Memorium



Milburn Jones

Joined 1992

33 years Service

Competitive In Flower Show

Great Musician

FLOWER SHOW AWARDS

2015

CONGRATULATIONS

Burke Memorial Award <i>Overall Points in All Show</i>	Joan Harding
Moyer Memorial Trophy <i>Most points overall for Roses in all shows</i>	Eila Martin
Weir Award <i>Most points for edibles in August Show</i>	Norma Evans
Sadler Award <i>Best vegetable in August Show</i>	Ron Muscutt
Sanderson Award <i>Most points in May/June Show</i>	Joan Harding
Male Gardener of the Year <i>Most points overall</i>	Aron Muscutt
Dora Atwell Award <i>Best Specimen in August Show</i>	Kim Gunn
Mabel Hill Award <i>Best Design in August Show</i>	Donna Hunter
The OHA Anniversary Trophy <i>For Achievement in Horticulture</i>	Darlene and Ken Hunter
Zufelt Trophy <i>For Achievement in Horticulture</i>	Christa Marton
Photography Award – Nov.2014 to end Oct.2015	Annamaria O'Neill
Ruth Bailey Memorial 'Friendship in Gardening'	Heather Grassie
	



2015 JUNIOR GARDEN CLUB AWARDS SINCE 1946

The Taylor-Skuce Award <i>Class C-most Entries</i>	Cecelia Darling
Isabel Jones Trophy <i>Most points in show - Class C</i>	<i>Maddie Leal</i>
Edna Hopkins Award <i>Class D – Most Entries</i>	<i>Rileigh Darling</i>
Wesley Wilson Memorial Trophy <i>Class D Most points in show</i>	<i>Rileigh Darling</i>
Rikki Brannigan Award <i>Special Award</i>	<i>Aundreia Rushton</i>
Class A Sprouts - Best in Show – (Novelty) Judge's Choice – (Novelty)	<i>Jude Byrne</i> <i>Jude Byrne</i>
Class B Seedlings -Best in Show - (Craft) - Judge's Choice - (Craft)	Jace Byrne Jace Byrne
Class C Buds -Best in Show – (Potato Person) Judge's Choice - (Flower Arrangement) Judge's Choice - (Vegetable-Beets)	<i>Maddie Leal</i> Avery DeGernaro Carson Dass
Class D Buds -Best in Show –(Flower Pie) Judge's Choice - (Calendula - Flower)	<i>Rileigh Darling</i> <i>Rileigh Darling</i>
Best Beginning Gardener – Money Prize	Maddie Leal
<u>CLASSES</u>	
Class A- the Sprouts	Pre-K-JK-SK
Class B - The Seedlings	Grade 1-Grade 2
Class C - The Buds	Grade 3- Grade 4
Class D – The Bloomers	Grade 5 and Up

JUNIOR GARDEN CLUB 2015



**WE GRATEFULLY ACKNOWLEDGE THE ASSISTANCE WE RECEIVED IN THE
YEAR 2015 FROM THE FOLLOWING SPONSORS.**

Province of Ontario (OMF)

City of Kawartha Lakes

Sam & Wanda Pitman

Omeme Farmers Club

Peterborough Horticultural Society

Gary Westlake



COMING EVENTS 2016



District 4

March 12	District - <i>Spring Get Together</i>	Auburn Bible Chapel 9 Armour Road Peterborough 1:00-3:30 p.m.
March 19	A Day for Gardeners Petrboroughgardens.blog.ca	
April 22	District 4 – <i>Annual General Meeting</i> - All Members Welcome-	Ennismore
April 8, 9,10	<i>Peterborough Garden Show</i> FOR THE LOVE OF GARDENING www.peterboroughgardens.ca	Peterborough Evinrude Centre
June 15	District Lunch & Awards Celebration	Naval Club Peterborough - 11AM - 3PM
June 11 -19	Garden Ontario - Week	
July 29-31	<i>Ontario Horticultural Association</i> <i>110th Convention</i>	Crown Plaza 105 King St. Kitchener, On
July 9	<i>Bobcaygeon Horticultural Society Garden Tour</i> Linda Friend 705 738-0982 bobcaygeonhoticulture.com	
October 29	District - <i>Fall Seminar</i>	
	<u>Around & About</u>	
1 st Tuesday in month 7,00 p.m.	<i>Peterborough Photographic Society</i> www.peterboroughcameraclub.com	Peterborough St. Andrews Church, 441 Rubridge
Feb.20	Get the Jump on Spring	Toronto Botanical Gardens
March 14, 21,28, Apr.4	<i>Northumberland Garden Series</i>	
March 11-20	Canada Blooms	Direct Energy Centre



Omemees Blooms Garden Club

2016 Program

All meetings held in Trinity Church Auditorium Unless otherwise specified

The third Monday of the month – Social: 7:00 to 7:30 Meetings at 7:30

<i>Month</i>	<i>Topic</i>	<i>Speaker</i>
February 20 Saturday Potluck	Orchids, African Violet & Air Plants <i>PotLuck</i> Social 12:00 noon	Margaret Burley
March 21	Growing Unusual Veggies Sweet Potatoes, Garlic etc. Monthly Competition <u>See Show Schedules: Page 10& 11</u>	Paula Anderson
April 18	Tiptoe Through the Tulips Monthly Competition <u>See Show Schedules: Page 10 & 11</u>	Dianne & Gary Westlake
May 16 - On Site	Turtle Trauma Centre & Woodland Gardens	Dr. Sue Carstairs
Saturday May 21 Omemees Legion	<i>Spring Plant Sale</i>	9:00 a.m to 11) a.m.
June 20	Members Slide Show Spring Flower Show <u>See Show Schedules: Page 12-14</u>	
July 18	Fabulous Garden Photos with your point & shoot camera	Kyle Griffin
August 15 Omemees Legion	Gardening and Living Safety Flower Show & Vegetable Show <u>See Show Schedule -Pages 15 to 19</u>	
September 19	An Apple a Day: Everything You Want to Know About Apples Monthly Competitions <u>See Show Schedule Page 10 & 11</u>	Heidi Behan Moore Orchards
October 17-Potluck Trinity United Church	Summer Successes and Failures Dinner: 6:00 p.m.	
November 21 Annual Mtg.	Christmas Cactus Annual Mtg. Design & Photo Show <u>See Show Schedule Page 10 & 11</u>	Sue Flinders-Adams

e-mail: omemeegardenontario.org

<http://www.omemeeblooms.ca>

Omemees@gardenontario.ca