

2017

***Omemees Blooms Garden Club***



***Since 1939***

**OMEMEE BLOOMS GARDEN CLUB**

**Web Site:** <http://www.omemeeblooms.ca>  
[omemees@gardenontario.org](mailto:omemees@gardenontario.org)







## Contents

Page 3	2016 Sponsors
Page 4	2017 Executive
Page 5	Committees for the Year 2017
Page 6	Committees for the Year 2017 (continued)
Page 7	General Rules for the Exhibitors
Page 8	Basic Forms of Floral Arrangement
Page 9	Tips for Conditioning Flowers
Page 10	Specifications of Design & Display
Page 11	Tips for Showing
Page 12	Monthly Competition - Design Categories
Page 13	Monthly Competition - Photo Categories
Page 14	Spring Show - Monday June 19, 2017
Page 17	78 <sup>th</sup> Annual Flower & Vegetable Show - Monday, August 21, 2017- Omemee Legion
Page 21	Service Pins
Page 22	Flower Show Awards 2016
Page 23	Junior Garden Club Awards – 2016
Page 24	Coming Events



**PRESIDENT'S REPORT 2016**  
**BY CAROL MITCHELL**

It is my job to summarize the many happenings in our society over the past year. This is the 8<sup>th</sup> time I've had to do this report and each year it gets harder! I am amazed at the accomplishments of this small group of gardeners in one calendar year. We keep saying "Next year will be quieter and not as busy..." And still we wait for this to happen. So let's look back at the Highlights of 2016.

We had a very successful kick-off pot luck luncheon on Saturday February 20<sup>th</sup> with the Burley's sharing their love of tropical house plants. Business wise, we began our year with a re-branding of our name to the more user friendly, 'Omemees Blooms Garden Club'. We also purchased the right to five water lily photographs which we then used to upgrade the quality of our rack cards, letterhead and posters.

As spring rolled around, we planned our spring plant sale for the long weekend but at a new venue- the Omemees Legion. The space was smaller so it took some careful planning on the part of our coordinator Barb Morrison. The extra work paid off and we had a successful day with only a few wrinkles. Thank you to the many people who helped out with plants from their gardens as well as those that formed digging and potting parties for the donated plants and then helped us sell them.

Another highlight was the purchase of two new no maintenance benches made of recycled plastic lumber. The benches looked amazing. A second surprise was the Omemees Legion paying for them. Sadly, later in the season, we had some vandalism (writing on the benches in marker) but Taylor's came to the rescue and cleaned them for us. If this should happen again in the future please do not attempt to clean them. The company has special cleaners.

Our on-site visit this year was to the Turtle Trauma Centre. We had a delightful and informative evening. Our other programs consisted of Heirloom Tomatoes, Spring Bulbs, Photography Tips, Must Have Plants, and All about Apples.

We celebrated Garden Ontario Week by planting an 'Exclamation London Plane' tree in the empty space behind the Post Office. This was followed by a garden party in the park. The money for this tree was given to us by District 4. We dedicated this tree to Gerald McGregor who was such a tremendous supporter as our Councilor. He always made sure that Omemees got their share of the beautification money.

In spite of the drought which made gardening difficult this summer, our village gardens and planters, looked amazing. Thank you to Joanne Windrem for her energy and guidance and to her green team for their diligence. A special thank you to Darlene and Ken Hunter who watered when the plants really needed it and kept our new tree alive in a hot dry year.

Out and about the community, highlights were: our informative articles in both the OHA Trillium and the Omemees 'Bridge'. We have members attending the 'Grow Omemees' Community Improvement meetings. We finally got to see the "Omemees Still Standing" TV program. We helped our neighbouring society, Peterborough by setting up a rest station at their garden show.

At the OHA level, we had a large delegation of Omemees members at every District event. In the Spring we partnered with Ennismore to host the Spring AGM, which was very successful. In August the committee met again, this time for a tour of Ennismore's new public gardens and then out to lunch. Our garden club, like so many others, made a donation to the Highway of Heroes. The current total of this endeavor has reach over \$30,000.00. Also at the OHA level, we accepted a challenge from the 2016 Convention Committee. District 4 (mostly Omemees crazies though) did a video of the Chicken Dance, which won first place at the Convention. We had 8 members attend the OHA Convention to see our dance on the big screen and to have a wonderful weekend!

Finally, at a Society Level, we finally purchased a new sound system. We re-named the garden in the park 'The Tri-School Bed.' We retired several of the wooden garden trophies and with the money saved on engraving, gave each winner a cash prize.

We held our July Board meeting outside at Mary Reeds, surrounded by the many fountains, and our August Board meeting on Sue Lajeunesse's lawn, Looking at the water. How beautiful! I extend a huge thank you to the Board Members who work so hard and volunteer so many hours to our garden club activities.

You are an amazing group of gardeners!

To end this list of highlights I would like to thank Heather and Linda, and their helpers, for their work with our junior gardeners. These are the gardeners of tomorrow and our leaders present a program that is exciting and inquisitive.

The Junior Garden Club celebrated 70 years this year and the highlight of our year was the August meeting. This meeting was the Flower and Vegetable Show. The juniors gave the adult members a run for their money once again with their many entries. But most definitely the highlight of the year was the Balloon Man, and the excitement of the children and the children at heart. How are we ever going to beat that evening?

How did we ever find time to do all of these things in one year? Maybe next year will be quieter and not so busy....





**We gratefully acknowledge the assistance we received in the year  
2016 from the following sponsors.**

*Province of Ontario (OAMFRA GRANT)*

*City of Kawartha Lakes*

*North Emily Women Institute*

*Omeme Farmers Club*

*Omeme Legion*



## 2017 BOARD

	<b><u>2017 BOARD</u></b>	
<b>President</b>	Carol Mitchell	omemee@gardenontario.org
<b>Past President</b>	Heather Grassie	
<b>Vice President (1st)</b>	Joanne Windrem	
<b>Vice President (2<sup>nd</sup>)</b>	Diane Webber	
<b>Secretary</b>	Barb Morrison	
<b>Treasurer</b>	Darlene Hunter	
<b>Directors:</b>		
	<u>One Year</u> Donna Hunter Sue Lajeunesse Gaynor McMullen Barb Muscutt Jen Routledge	<u>Two Years</u> Joan Harding Christa Marton Barbara McGregor Chris Miller Mary Read
<b>Honorary Directors:</b>	Ruth Arndt	Pat Burritt
	Norma Evans	Brigitte Losberg
<b>Auditors:</b>	Jill Cockerell	Suzanne Castell



## **COMMITTEES FOR THE YEAR 2017**

<b><u>Publicity &amp; Yearbook</u></b>	<i>Diane Webber</i>	<i>Gaynor McMullen Christa Marton</i>
<b><u>Membership</u></b>	<i>Donna Hunter</i>	
<b><u>Awards</u></b>	<i>Barbara McGregor</i>	
<b><u>Social</u></b>	<i>Trixie White</i>	<i>Barb Muscutt</i>
<b><u>Youth</u></b> youth@omemeeblooms.ca	<i>Linda Jenkins</i>	<i>Heather Grassie Diane Webber</i>
<b><u>Nominating Committee 2016</u></b>	<i>Heather Grassie</i>	
<b><u>Library</u></b>	<i>Chris Miller</i>	
<b><u>Sunshine Girl</u></b>	<i>Mary Read</i>	
<b><u>Speakers</u></b>	<i>Carol Mitchell</i>	<i>Christa Marton</i>
	<i>Jen Routledge</i>	<i>Joanne Windrem</i>
<b><u>Archivist</u></b>	<i>Heather Grassie</i>	
<b><u>Flower &amp; Photo Show</u></b>	<i>Linda Jenkins</i>	<i>Kim Gunn Christa Marton</i>
<b><u>Plant Sale</u></b>	<i>Barb Morrison,</i>	<i>Chris Miller</i>
<b><u>Pot Luck 2017</u></b>	<i>Joanne Windrem</i>	<i>Joan Harding</i>
<b><u>Winter Barrels</u></b>	<i>Donna Hunter</i>	<i>Joanne Windrem</i>
<b><u>Summer Barrels</u></b>	<i>Cathy Sheehey</i>	
<b><u>Phone</u></b>	<i>Jenn Lumley</i>	<i>Christa Marton</i>
<b><u>Day Trips</u></b>	<i>Sue Lajeunesse</i>	
<b><u>Public Gardens</u></b>	<i>Joanne Windrem</i>	
<b><u>Santa Claus Parade</u></b>	<i>Gaynor McMullen</i>	
<b><u>Greeters</u></b>	<i>Joan Harding</i>	<i>Audrey Frew</i>
<b><u>Draws &amp; Prizes</u></b>	<i>Barb McGregor</i>	
<b><u>Signs</u></b>	<i>Donna Hunter</i>	<i>Heather Grassie</i>


















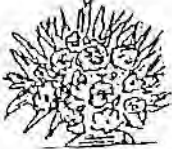
## **General Rules For the Exhibitors**

**Competition is open to all members of the Omemee Horticultural Society (over 16 years of age)  
Membership paid prior to date of show.**

1. Entries with tags must be in place and showroom cleared by the specified time in show schedule. Entry tags may be obtained prior to the show. See Christa Marton
2. An exhibitor may make only *one entry* in each class unless the item is marked with an \* in which case, two entries are allowed.
3. A houseplant may be shown only *once* each year. All potted plants must be owned by the exhibitor for at least 3 months.
4. All specimens must be grown by the exhibitor (does not apply to decorative/design classes)
5. In decorative/design classes accessories are permitted unless otherwise stated.
6. All specimen entries must be shown with their own foliage, except daffodils & daylilies.
7. Extra points may be given for naming specimen varieties.
8. Height refers to the average height of the specimen, not height of the entry.
9. Decorative entries' height is measured from tabletop to the design's highest point.  
Note that the container is part of the measurement.
10. In decorative classes, a front view is indicated unless otherwise stated.
11. Judging will conform to OJES standard (Ontario Judging & Exhibiting Standards).
12. The judge's decision is final and may only be challenged in writing.
13. The Society is not responsible for loss or damage.



**BASIC FORMS OF FLORAL ARRANGEMENT**

		
<p><b>Diagonal</b></p>	<p><b>Oriental Form</b></p>	<p><b>Asymmetrical Triangle</b></p>
		
<p><b>Crescent</b></p>	<p><b>Hogarth or S Curve</b></p>	<p><b>Hogarth</b></p>
		
<p><b>Water Viewing</b></p>	<p><b>Vertical</b></p>	<p><b>Symmetrical Triangle</b></p>
		
<p><b>Parallel</b></p>	<p><b>Horizontal</b></p>	<p><b>Traditional</b></p>



## **TIPS FOR CONDITIONING FLOWERS**

The goal is to assist plants to absorb water after cutting and thus have fresher, longer lasting specimens or arrangements.

Cut stems cleanly on a slant using a sharp, clean knife or shears. Early morning or late evening is preferred. Place immediately in deep warm water. Re-cut stems under water about an inch above the original cut. Flowers with woody stems such as hollyhocks, lilacs and shrub and tree branches should not be re-cut. Instead, slit the stems a few times.

Some flowers benefit from a spray of cool water before hardening. Some of these are Asters, Begonias, Lilacs, Carnations, Pansies, Violets and Roses. Do not spray Delphiniums, Lilies, Petunias, or Sweet Peas.

Strip off the leaves that will be under water. Lay large leaves, such as Hostas, flat in the water.

The stem ends of some plants should be seared or placed in an inch of boiling water for 1 to 3 minutes. This prevents the formation of a callus which restricts water intake. Plants that fall into this category are Poppies, Asters, Chrysanthemums, Zinnias, Dahlias, Sidalcea, Balloon Flower and Heuchera.

Condition Daffodils (Narcissus) separately, do not re-cut stem and rinse stem ends to remove sap if being used in any arrangement with other flowers.

Store pails of flowers in a cool dark and draft free area from 6 to 24 hours. Dahlias, Gladioli and Iris can be cut a few days ahead if hot or stormy weather threatens.



## Specifications of Design & Display

1.	<p><b><u>A miniature design:</u></b>            Not to exceed 5” in any dimension, including container, base &amp; accessories.            For good proportion the container should not exceed 1 ½” in height.</p>
2.	<p><b><u>A small design</u></b>            Size from not smaller than 5 ½” and not exceeding 10” in any direction (height, width, depth, diagonal), including container, base &amp; accessories</p>
3.	<p><b><u>A collection -</u></b>            A specified number of items exhibited for cultural perfection OJES P. 93  <b>NOTE:</b></p> <p style="padding-left: 40px;">Freshness is paramount for cultural perfection            A collection has no artistic value            All things being equal the judge will award higher marks to the greatest variety of specimens.</p>

<b><u>Prize Money and Points</u></b>				
	<b><u>1st</u></b>	<b><u>2nd</u></b>	<b><u>3rd</u></b>	<b><u>H.M.</u></b>
<b>Decorative Classes</b>	<b>\$4.00</b>	<b>\$3.00</b>	<b>\$2.00</b>	<b>\$1.00</b>
<b>Other Classes</b>	<b>\$2.00</b>	<b>\$1.50</b>	<b>\$1.00</b>	<b>\$ .50</b>
<b>Best In Show</b>	<b>\$5.00</b>			
<b>Judge’s Choice (optional)</b>	<b>\$5.00</b>			

**Points for all classes:**

<b>6</b>	<b>Best in Show &amp; Judge’s Choice</b>
<b>5</b>	<b>1<sup>st</sup></b>
<b>3</b>	<b>2<sup>nd</sup></b>
<b>2</b>	<b>3<sup>rd</sup></b>
<b>1</b>	<b>Honourable Mention</b>





## Tips for Showing

If more than one flower is shown of the same variety, equal sizes and stages of development are considered to be superior entries.

Floating specimens should not have leaves and should truly float.

It is advisable to put the flower into the bowl at the show, not while in transit.

Always groom your specimen, removing all “eye-sores”: spent flowers, dirt, bugs etc.

## Tulips

- erect stems (except for parrot tulips)
  - no more than 2 sets of leaves
  - single tulips  $\frac{1}{4}$  -  $\frac{1}{2}$  open, species (small) fully open
- Note: species close at night so might not show well.

## Roses

- petals symmetrical, fresh
- singles fully open, other  $\frac{1}{2}$  to  $\frac{3}{4}$  open

## Irises

- symmetrical form, sturdy stems
- the presence of terminal flower (the one on the top) is considered superior
- old flowers neatly trimmed off at the stem

## Peonies

- singles should not have pollen falling
- all buds should be removed, as well as all lower leaves.

## African Violets

- plant should be in centre of container, foliage symmetrical & overlapping -no long “necks”
- flowers concentrated near centre of plant
- miniature has leaf span 6” or less



## **Monthly Competition - Floral Categories – 2017**

<b>March 16</b>	“House Plant”-A) flowering B) non flowering
<b>April 17</b>	“A blooming or forced branch”
<b>September 18</b>	Best specimen remaining in my garden

**Note**      *Remember that a design is an artistic interpretation of the suggested theme and not just a pretty bouquet OJES p.95.*

*Design material may be purchased*

*Older, drier greenery displaying a brownish tinge will not be awarded as many points as fresh ones*

### **Arrangement/Design:**

*Combination of fresh &/or dried plant material &/or inorganic objects arranged to produce an artistic unit. OJES p.90*





## Monthly Photo Competitions – 2017

	<u>Photo Categories</u>	
<b>March 20</b>	“Above and Beyond – an aspect of the sky”	one 4” x 6” or 5” x 7” photo
<b>April 17</b>	“Goodbye winter”	one 4” x 6” or 5” x 7” photo
<b>September 18</b>	“(A) welcome visitor(s) – picture of (a) bird(s)	one 4” x 6” or 5” x 7” photo
<b>November 20</b>	<u>Annual Photo Show</u>	
<b>1.</b>	Fruits of Autumn	one 4” x 6” or 5” x 7” photo
<b>2.</b>	“I Almost Missed It”(a tiny flower or plant)	one 4” x 6” or 5” x 7” photo
<b>3.</b>	View from a hilltop or mountain	one 4” x 6” or 5” x 7” photo
<b>4.</b>	By the Water	one 4” x 6” or 5” x 7” photo
<b>5.</b>	Time Lapse – 4 stages of a flower bed	a series of 4 photos
	<b><u>Tagged exhibits to be placed between 6:30 and 7:00 p.m.</u></b>	
	<b><u>Topics for Photo Competitions</u></b> <b><u>2018</u></b>	
<b>1</b>	“Water, water everywhere”	one 4” x 6” or 5” x 7” photo
<b>2.</b>	“ You are my sunshine”-a yellow plant	one 4” x 6” or 5” x 7” photo
<b>3.</b>	“Stormy Weather”	one 4” x 6” or 5” x 7” photo
<b>4.</b>	“Icy	one 4” x 6” or 5” x 7” photo
<b>5</b>	“My favourites”4 plants or flowers in your garden – series of 4	a series of 4 photos

### Photography Rules

*One entry per category.*

Entries Nature related, photographed by exhibitor


Single prints must be 4” x 6” or 5” x 7”, mounted or matted

Matting or mounting must not extend more than 1” past the photo without penalization.

Series to be fastened to a backing of max. 12” x 24”.

**Spring Show**  
**Monday, June 19,2017**

**Exhibits placement between 4:30 and 5:30 p.m.**

.	<b><u>Section A - Roses</u></b>	<b>See rose tips p9 or OJES p 58</b>
1.	<b>Rose floating in bowl, no foliage – any variety</b>	<b>1 bloom,</b>
2.	<b>*Rose - any, not miniature</b>	<b>1 bloom</b>
3.	<b>Rose - Miniature</b>	<b>1 spray</b>
4.	<b>Rose - Miniature</b>	<b>1 bloom</b>
5.	<b>Roses</b>	
	<b><u>Section B - Irises</u></b>	<b><u>See iris tips p.11 or OJES p.44</u></b>
6.	<b>*Iris, bearded one colour</b>	<b>1 stalk no leaves</b>
7.	<b>*Iris, bi-colour or multi-colour</b>	<b>1 stalk no leaves</b>
8.	<b>*Iris, Siberian or non-bearded</b>	<b>1 stalk no leaves</b>
9.	<b>Iris</b>	<b>3 different colours or varieties</b>
	<b><u>Section C - Peonies</u></b>	<b><u>See peony tips p.11 or OJES p.56</u></b>
10.	<b>Peony – double-predominantly white</b>	<b>1 bloom</b>
11.	<b>Peony – double-predominantly pink</b>	<b>1 bloom</b>
12.	<b>Peony – double-predominantly reddish</b>	<b>1 bloom</b>
13.	<b>Peony – single any colour</b>	<b>1 bloom</b>
14.	<b>Peony – any other</b>	<b>1 bloom</b>
15.	<b>Peonies</b>	<b>3 different colours or varieties</b>
		



	<b>Spring Show Monday June 19, 2017(continued)</b>	<b>Page 2 of 3</b>
	<b><u>Section D</u></b>	<i>See tips p. 11 or OJES p.29</i>
16.	<b>African Violets (Saintpaulia) – <i>single crown</i></b>	<b>1 pot</b>
	<b><u>Section E</u></b>	
17.	<b>*Allium – any variety</b>	<b>1 stem</b>
18.	<b>Columbine - Aquilegia</b>	<b>1 stem</b>
19.	<b>*Clematis in low container, with foliage</b>	<b>1 bloom</b>
20.	<b>Clematis</b>	<b>1 spray</b>
21.	<b>*Lupin – any colour</b>	<b>1 stem</b>
22.	<b>Pansies with own foliage</b>	<b>5 blooms</b>
23.	<b>Cut flowers,</b>	<b>5 named</b>
24.	<b>Hosta leaves, same variety, named if possible</b>	<b>3 leaves</b>
25.	<b>Hosta leaves, different varieties, named if possible</b>	<b>3 leaves</b>
26.	<b>Flowering Shrub or Tree (not Rose) not to exceed 18” in any direction, named if possible</b>	<b>1 branch</b>
27.	<b>Daisy</b>	<b>1 stem</b>
28.	<b>*Daylily -any variety</b>	<b>1 stem</b>
29.	<b>Campanula – any variety</b>	<b>1 stem</b>
30.	<b>Sweet William</b>	<b>1 stem</b>
31.	<b>*Perennial/Biennial , any other under 15” average growth, named</b>	<b>1 stem</b>
32.	<b>*Perennial/Biennial , any other 15”and over average growth, named</b>	<b>1 stem</b>
33.	<b>Plate of lettuce (exhibitor grown)</b>	

	<b>Spring Show Monday June 19,2017(continued)</b>	<b>Page 3 of 3</b>
34.	<b>Horticultural “Brag Item”</b> ( <i>will not to be judged</i> )	
	<b><u>Section F-Design Class</u></b>	
35.	<b>“Anything Goes”</b> – use any concept on p8 and identify your design	
36.	<b>“Blossom Time”</b> – a design in the oriental manner	<b>See p8</b>
37.	<b>“Tiny Elegance”</b> – a miniature design	<b>See p10</b>
	<b><u>Section G: Photography</u></b>	
38.	<b>“What a view”</b> !	





# 78th Annual Flower & Vegetable Show

Monday August 21, 2017

Omeme Legion

Tagged Exhibits placed Sunday between 3:00 p.m. and 5 p.m.

or Monday between 1 - 3:30 p.m. Judging - Monday 3:30-6:30 p.m.

Show open to the public 6:30 p.m. -- Junior Awards 7:30 p.m.

	<u>Section A - Cut Flowers</u>	Page 1 of 4
1.	*Aster – any variety, any colour	1 stem
2.	*Calendula	1 bloom
3.	*Clematis in low container, with foliage	1 bloom
4.	*Cosmos	1 stem
5.	*Daylily (Hemerocallis)	1 stem
6.	*Geranium (Pelargonium) with own foliage	1 stem
7.	*Gloriosa, Black Eyed Susan (Rudbeckia)	3 blooms
8.	*Cone Flower (Echinacea)	1 stem
9.	Hydrangea – round head	1 stem
10.	Hydrangea – coneshaped head	1 stem
11.	Heuchera Leaves-Coral Bells	3 different leaves
12.	Lavatera	1 stem
13.	Lily – tiger	1 stem
14.	*Lily (true lily) any other	1 stem
15.	Marigold - bloom under 2”	3 blooms
16.	Marigold - bloom 2” and over	1 bloom
17.	*Phlox – any variety	1 stalk
18.	Phlox – perennial, different varieties	3 stalks
19.	Phlox – perennial, same variety	3 stalks
20.	Salvia – perennial or annual	1 stem
21.	Sedum – not Autumn Joy	1 stem
22.	Snapdragon – any colour	3 stems
23.	Snapdragon – any variety	1 stem
24.	Sweet Peas – with foliage (perennial or annual)	3 stems
25.	*Zinnia – blooms under 3”	3 stems
26.	*Zinnia – blooms 3” and over	1 stem

	<b>78th Annual Flower &amp; Vegetable Show</b>	Page 2 of 4
27.	<b>*Any other cut annual flower-<i>under 15 named</i></b>	<b>1 stem</b>
28.	<b>*Any other cut annual flower-<i>15" and over -named</i></b>	<b>1 stem</b>
29.	<b>*Any other cut biennial/perennial –<i>under 15"-named (no hydrangea)</i></b>	<b>1 stem</b>
30.	<b>*Any other cut biennial/perennial –<i>15" and over- named (no hydrangea)</i></b>	<b>1 stem</b>
	<b><u>Section B – Bulbs, Corms &amp; Tubers</u></b>	
31.	<b>Dahlia – bloom under 2"--see OJES p.35</b>	<b>1 bloom</b>
32.	<b>*Dahlia – bloom 2" and over</b>	<b>1 bloom</b>
33.	<b>*Tuberous Begonia – floating in a bowl, no foliage</b>	<b>1 bloom</b>
34.	<b>*Gladiolus – any colour</b>	<b>1 stem</b>
	<b><u>Section C – Roses (named if possible)</u></b>	<b>see rose tips p. 11 or OJES p.58</b>
35.	<b>*Rose – miniature</b>	<b>1 bloom or spray</b>
36.	<b>Rose – miniature-different colours</b>	<b>3 blooms</b>
37.	<b>Rose any other type</b>	<b>1 spray or bloom</b>
38.	<b>Rose – floating in a bowl with no foliage</b>	<b>1 bloom</b>
39.	<b>Roses – arranged with own foliage only</b>	<b>3 stems</b>
	<b><u>Section D – Grasses</u></b>	
40.	<b>Grasses under 2' growth</b>	<b>3 stems</b>
41.	<b>*Grasses 3' high and over</b>	<b>1 stem</b>
	<b><u>Section E -Novice</u></b> <b><u>– Members who are new exhibitors (2 year limit)</u></b>	
42.	<b>My Best Annual</b>	<b>1 bloom or spray</b>
43.	<b>My Best Perennial/biennial</b>	<b>1 bloom or spray</b>



	<b>78th Annual Flower &amp; Vegetable Show</b>	Page 3 of 4
	<b><u>Section F – Edibles (see specifications p.20)</u></b>	
44.	Beans – yellow, green or purple	3 pods
45.	Beets	3 specimens
46.	Carrots	3 specimens
47.	Corn – 1/3 husked	1 specimen
48.	Cucumbers – slicing	1 specimen
49.	Cucumbers - pickling	3 specimens
50.	*Garlic	1 head
51.	Herbs – named, potted or cut –(different)	5 or more named
52.	*Onions – skin on	1 specimen
53.	*Peppers – any variety	1 specimen
54.	*Potatoes	1 specimen
55.	Squash – any variety	1 specimen
56.	Swiss Chard	3 specimens
57.	Tomatoes – large red	1 specimen
58.	Tomatoes – large yellow or orange	1 specimen
59.	*Tomatoes – orange, yellow or red, not over 1 1/2”	1 truss
60.	*Any other vegetable named, not listed above	1 specimen
61.	*Vegetable <i>with unusual growth characteristics, named</i>	1 specimen
62.	Zucchini – not over 12”	1 specimen
63.	*Any garden grown edible fruit - named	1 specimen or 5 berries
64.	Sunflower head with or without petals	1 specimen
65.	Novelty – decorated vegetable	1 specimen
	<b><u>Section G – Miscellaneous</u></b>	
66.	Patio pot – plant(s) named	
67.	Hanging basket – plant(s) named	
68.	A large planter in garden – photo (will be judged only for horticultural merit)	
	<b>Do not submit the same photo twice</b>	

	<b>78th Annual Flower &amp; Vegetable Show</b>	Page 4 of 4
	<b><u>Section H – Photography</u></b>	<b>P.13 for rules</b>
69.	“Strange Sighting-fungus or fungi”	one 4” x 6” or 5” x 7” photo
70.	“Profusion”- your interpretation	one 4” x 6” or 5” x 7” photo
71.	“Twilight beauty”	<b>a series of 4 photos</b>
	<b><u>Section I – Design</u></b> <b><u>– Design material may be home grown or purchased</u></b>	<b>P.10 for Rules</b>
72.	“Show-off ” a design incorporating a hydrangea	
73.	“My gift to you” a small design	<b>P.10</b>
74.	“In the kitchen” a design incorporating a kitchen item	
75.	“Cascade” a waterfall design	
76.	“Not hard to find” a design incorporating cedar	

	<b><u>Specifications for Edibles</u></b>
	Beans: Pods should be well matched and of good colour, no spotting, portion of stem attached.
	Beets: Tops trimmed 1” above crown, cleaned but not scrubbed, preferred size 2-3”. Roots should not be cut.
	Carrots: Tops removed to approx. 1” above crown. Tap Roots should be left on. Roots may be washed but not scrubbed. Remove side roots carefully.
	Cucumbers: 1/4” of stems should be left on specimen. Slicing: 6” and over Pickling: 2” - 4”
	Tomatoes: Specimens should be well matched, firm and free of cracks. It is preferable to leave calyx attached.

**SPECIAL AWARDS**

**BEST SPECIMEN**

**BEST VEGETABLE**

**BEST DESIGN**

**JUDGE'S CHOICE (OPTIONAL)**





## Members of the Omeme & District Horticultural Society honoured in 2016 for their Dedicated Service and Volunteering

	<b>Ontario Horticultural Service Pins awarded in 2016</b>
5 year pins	Jill Cockerell
10 year pins	Mary Read
15year pins	Joe Cook, Hazel Cook, Christa Marton
25 year pins	Ruth Arndt,
	<b>OHA Service Pins Presented by District 4</b>
25 year pin	Ruth Arndt
	<b>We Continue to Honour Life Members for their Many Years of Service.</b>
	Ruth Arndt, , Alice Burke, Norma Evans, Gladys Goodin, Heather Grassie, Linda Jenkins, Ella Jones, , Jean Sadler, Betty Stephenson, Diane Webber
	<b>A Valuable Resource: Members with Special Qualifications Master Gardeners</b> Ruth Arndt, Norma Evans, Joan Harding Sue Lajeunesse, Suzanne Seryck, Joanne Windrem, Dianne Westlake and Gary Westlake
	<b>Horticultural Judges</b> Ruth Arndt, Norma Evans, Joan Harding and Christa Marton
	<b>Licensed Horticulturalist</b> Aron Muscutt



**FLOWER SHOW AWARDS**  
**2016**  
**CONGRATULATIONS**

<b>Burke Memorial Award</b> <i>Most Points for roses( All Shows)</i>	<b>Kim Gunn</b>
<b>Moyer Memorial Trophy</b> <i>Most points (all shows)</i>	<b>Christa Marton</b>
<b>Weir Award</b> <i>Most points for edibles (all shows)</i>	<b>Norma Evans</b>
<b>Sadler Award</b> <i>Best edible August Show</i>	<b>Kim Gunn</b>
<b>Sanderson Award</b> <i>Most points in Spring Show</i>	<b>Christa Marton</b>
<b>Male Gardener of the Year</b> <i>Most points overall</i>	<b>Aron Muscutt</b>
<b>Dora Atwell Award</b> <i>Best Specimen in August Show</i>	<b>Linda Krishnan</b>
<b>Mabel Hill Award</b> <i>Best Design in August Show</i>	<b>Donna Hunter</b>
<b>The OHA Anniversary Trophy</b> <i>For Achievement in Horticulture</i>	
<b>Zufelt Trophy</b> <i>For Achievement in Horticulture</i>	<b>Joan Harding</b>
<b>Ruth Bailey Memorial Award Friendship in Gradening</b>	<b>Joe Cook</b>
<b>Photography Award – Nov.2015 to end Oct.2016</b>	<b>Christa Marton</b>








## 2016 JUNIOR GARDEN CLUB AWARDS SINCE 1946

<b>The Taylor-Skuce Award</b> <i>Most entries - Class C</i>	<b>Maddi Leal</b>
<b>Isabel Jones Trophy</b> <i>Most points in show - Class C</i>	<b>Jace Byrne</b>
<b>Edna Hopkins Award</b> <i>Most entries - Class D</i>	<b>Rleigh Darling</b>
<b>Wesley Wilson Memorial Trophy</b> <i>Most points in show - Class D</i>	<b>Rleigh Darling</b>
<b>Rikki Brannigan Award</b> <i>Special Award</i>	<b>Madison Bunn</b>
<b>Class A Sprouts</b> - Best in Show - Judge's Choice	<b>Pazlie Flagler</b> <b>Jude Byrne</b>
<b>Class B Seedlings</b> -Best in Show -Judge's Choice	<b>Kane Flagler</b> <b>Alex Dass</b>
<b>Group C Buds</b> -Best in Show - Judge's Choice -	<b>Jace Byrne</b> <b>Jace Byrne &amp; Carson Dass</b>
<b>Group D Bloomers</b> - Best in Show - Judge's Choice -	<b>Lena Dass</b> <b>Malcom Dass</b>
<b><u>CLASSES</u></b>	
<b>Class A- the Sprouts</b>	<b>Pre-K-JK-SK</b>
<b>Class B - The Seedlings</b>	<b>Grade 1-Grade 2</b>
<b>Class C - The Buds</b>	<b>Grade 3- Grade 4</b>
<b>Class D – The Bloomers</b>	<b>Grade 5 and Up</b>

## COMING EVENTS 2017

	<b>District 4</b>	
<b>March 4</b>	<b>A Day for Gardeners</b> Rain Garden, Container Gardening, Integrated Pest Management,	<a href="http://www.peterboroughgardens.ca">www.peterboroughgardens.ca</a> Caring for Orchids, Gardening Trivia, and Edible Landscaping
<b>April 1</b>	<b>District 4 – Annual General Meeting</b> - Members Welcome-	<b>Fenelon Falls</b>
<b>April 7, 8, 9</b>	<b>Peterborough Garden Show</b> <b>FOR THE LOVE OF GARDENING</b> <a href="http://www.peterboroughgardens.ca">www.peterboroughgardens.ca</a>	<b>Peterborough</b> <b>Evinrude Centre</b>
<b>June 10 -18</b>	<b>Garden Ontario - Week</b>	
<b>June 21</b>	<b>District Lunch &amp; Awards Celebration</b> (Workshops in the morning)	
<b>July 21-23</b>	<b>Ontario Horticultural Association</b> <b>111th Convention</b>	<b>Richmond Hill, On</b>
<b>July 8</b>	<b>Bobcaygeon Horticultural Society Garden Tour</b> Linda Friend 705 738-0982	<b>bobcaygeonhorticulture.com</b>
<b>October 28</b>	<b>District - Fall Seminar</b>	<b>Cobourg</b>
<b><u>Around &amp; About</u></b>		
<b>Feb.18</b>	<b>Get the Jump on Spring</b>	<b>Toronto Botanical Gardens</b>
<b>March 6 13,20,21,</b> <b>March 6</b> <b>March 13</b> <b>March 20</b> <b>March 27</b>	<b>Northumberland Garden Series</b> <b>Kevin Elchuk – Giboshihill Hostas,</b> <b>Darren Heimbecker – Whistling Gardens</b> Marion Jarvie – Paul Zammit - Toronto Botanical Gardens	<b>Calvary Pentecostal Church</b> <b>401 Croft St. E,</b> <b>Port Hope</b>
<b>March 11-20</b>	<b>Canada Blooms</b>	<b>Direct Energy Centre</b>
<b>July 13</b>	<b>Blossom Hill Walk About – All Welcome</b>	<b>Joe &amp; Hazel Cook</b>
<b>July 15</b>	<b>Activity Haven Garden Tour &amp; Market Place</b>	<b>Activity Haven 705-876-4670</b>





# JUNIOR GARDEN CLUB 2016







## OMEMEE BLOOMS GARDEN CLUB

**2017 PROGRAM** All meetings held in Trinity Church Auditorium Unless otherwise specified

The third Monday of the month – Social: 7:00 to 7:30 Meetings **AT 7:30**

<i>MONTH</i>	<i>TOPIC</i>	<i>SPEAKER</i>
<b>February 25</b> <i>Saturday</i> <b>Potluck</b>	Starting their honey bee adventure – dos and don'ts, what they have learned, what they do  Social 12:00 noon	Joe & Hazel Cook  <a href="http://www.blossomhillnursery.com">www.blossomhillnursery.com</a>
<b>March 20</b>	Growing Unusual Veggies Monthly Competition <u>See Show Schedules: Page 12 &amp; 13</u>	<b>Paula Anderson</b>
<b>April 17</b>	Geological Landscape Monthly Competition <u>See Show Schedules: Page 12 &amp; 13</u>	Don Collins
<b>May 15 - On Site</b>	Burley;s Gardens	
<i>Saturday May 20</i> <b>Omeme Legion</b>	<b>Spring Plant Sale</b>	9:00 a.m to 11.00 a.m.
<b>June 19</b>	Garden Speak: The Language of Gardening  Spring Flower Show <u>See Show Schedules: Page 14 &amp; 15</u>	MJ Pilgrim
<b>July 17</b>	Harvesting & Preserving your Vegetables	Harvesting & Preserving your vegetables
<b>August 21</b>  <b>Omeme Legion</b>	Must have plants  Flower Show & Vegetable Show  <u>See Show Schedule -Pages 17 to 20</u>	Omeme Master Gardeners
September 18	Rain Gardens Monthly Competitions <u>See Show Schedules: Page 12 &amp; 13</u>	Cauleen Viscoff
<b>October 16-Potluck</b> <b>Trinity United</b> <b>Church</b>	Heritage Trees – Preserving our Natural Roots  Dinner: 6:00 p.m.	Edith George
<b>November 20</b> <b>Annual Mtg.</b>	Christmas Centre Piece  Photo Show <u>See Show Schedule Page 20</u>	Gail Murray