

2018



Omemees Blooms Garden Club

Web Site:

<http://www.omemeeblooms.ca>
omemees@gardenontario.org



Contents

Page 3	2017 Sponsors
Page 4	2018 Executive
Page 5	Committees for the Year 2018
Page 7	General Rules for the Exhibitors
Page 8	Basic Forms of Floral Arrangement
Page 9	Tips for Conditioning Flowers
Page 10	Specifications of Design & Display
Page 11	Tips for Showing
Page 12	Monthly Competition - Design Categories
Page 13	Monthly Competition - Photo Categories
Page 14	Spring Show - Monday May 20, 2018
Page 16	79 th Annual Flower & Vegetable Show - Monday, August 20, 2018- Omemee Legion
Page 20	Service Pins
Page 21	Flower Show Awards 2017
Page 22	Junior Garden Club Awards – 2017
Page 23	Coming Events
Page 24	2018 Program



Greetings From Your **Presidents....**

Yes you read the title correctly it is **Presidents** plural, as in more than one! In fact for the first time in our 79 year history, the Omemee and District Hort Society has Co-Presidents – both Heather Grassie and Carol Mitchell working as a team. So fellow gardeners, this means **twice the trouble** and **twice the fun!** We intend to tag-team you for the next eleven months.

For the 2018 year, we once again, have a dedicated and fun loving Board of Directors working hard to provide you with a wonderful upcoming year. Regretfully, Sue Lajeunesse and Joanne Windrem, stepped down at the end of 2017. We will miss them on our Board but wish them well and thank them for their many years of service, and the countless number of volunteer hours they spent, working for our garden group. We welcome Kathy Hewitt as a new 2018 Board member. She has already volunteered to help Barb Morrison with our wonderful plant sale. Thanks Kathy!

Speaking of plant sales: there will be two geraniums with unique foliage, as plant of the year, and a few new twists and surprises to help make our annual fun raiser a special one.

Informative speakers are a big part of our Monthly meetings: For 2018 we have chosen exciting experts on relevant topics such as:

- growing your own veggies: whether it be in gardens, pots or raised beds. We even have information on ways to cook them and/or make them into decorative accents

- identifying invasive plants in our area and how we can help control them

- Mushrooms, Ganaraska Magic

- Pollinators, what we need/want to know

- Fossilized plants still in existence today

We also have workshops, off site visits, and the opportunity to join us on fun-filled day trips and garden tours. In November, you get to sit back and pretend you are in Kauai, Hawaii. We'll even turn up the heat and scatter a little sand around if it will help you forget the cool dark November and think tropical adventures.

So, “Greetings from your Co-Presidents, Heather and Carol” and stay tuned for a memorable 2018 year! We hope you will be as excited as we are as we showcase this new year of fun.

Heather and Carol

We gratefully acknowledge the assistance we received in the year 2017 from the following sponsors.

Province of Ontario (OMAFRA GRANT)

City of Kawartha Lakes

Omeme Farmers Club

Memorial Donation Doreen Girven Family

In Memory of Norma Evans

In Memory of Germaine Kleiss

In Memory of Robert & Alice Burke




Sign – London Plane Tree

<u>2018 BOARD</u>		
Co-President	Carol Mitchell	
Co-President	Heather Grassie	
Past President	Heather Grassie	
Vice President (1st)	Diane Webber	
Vice President (2nd)		
Secretary	Joan Harding	
Treasurer	Darlene Hunter	
Directors:		
	<u>One Year</u> Christa Marton Barbara McGregor Barb Morrison Chris Miller Mary Read	<u>Two Years</u> Kathy Hewitt Donna Hunter Gaynor McMullen Barb Muscutt Jen Routledge
Honorary Directors:	Ruth Arndt	Pat Burritt
		Brigitte Losberg
Auditors:	Jill Cockerell	Suzanne Castell



<u>COMMITTEES FOR THE YEAR</u>	2018	
<u>Yearbook</u>	<i>Diane Webber</i>	<i>Christa Marton</i>
<u>Awards</u>	<i>Barbara McGregor</i>	
<u>Social</u>	<i>Trixie White</i>	Barb Muscutt
<u>Youth</u>	<i>Linda Jenkins</i>	<i>Heather Grassie</i>
<u>Nominating Committee</u>	<i>Heather Grassie</i>	
<u>Library</u>	<i>Chris Miller</i>	
<u>Sunshine Girl</u>	<i>Mary Read</i>	
<u>Speakers</u>	<i>Carol Mitchell</i>	<i>Heather Grassie</i>
	<i>Jen Routledge</i>	<i>Joan Harding</i>
<u>Archivist</u>	<i>Heather Grassie</i>	
<u>Flower & Photo Show</u>	<i>Christa Marton</i> <i>Linda Jenkins</i>	<i>Kim Gunn</i>
<u>Plant Sale</u>	<i>Barb Morrison,</i>	<i>Kathy Hewitt</i>
<u>Pot Luck</u>	<i>Barb Muscutt</i>	<i>Joan Harding</i>
<u>Winter Barrels</u>	<i>Donna Hunter</i>	
<u>Summer Barrels</u>	<i>Cathy Sheehey</i>	
<u>Phone</u>	<i>Jenn Lumley</i>	<i>Christa Marton</i>
<u>Day Trips</u>	<i>Sue Lajeunesse</i>	
<u>Public Gardens</u>	<i>Erin Muscutt</i>	
<u>Santa Claus Parade</u>	<i>Gaynor McMullen</i>	
<u>Greeters</u>		
<u>Draws & Prizes</u>	<i>Barb McGregor</i>	<i>Trixie White</i>
<u>Face Book</u>	<i>Jen Routledge</i>	



General Rules For the Exhibitors













**Competition is open to all members of the Omemee Horticultural Society (over 16 years of age)
Membership paid prior to date of show.**

1. Entries with tags must be in place and showroom cleared by the specified time in show schedule. Entry tags may be obtained prior to the show. See Christa Marton
2. An exhibitor may make only *one entry* in each class unless the item is marked with an * in which case, two entries are allowed.
3. A houseplant may be shown only *once* each year. All potted plants must be owned by the exhibitor for at least 3 months.
4. All specimens must be grown by the exhibitor (does not apply to decorative/design classes)
5. In decorative/design classes accessories are permitted unless otherwise stated.
6. All specimen entries must be shown with their own foliage, except daffodils & daylilies.
7. Extra points may be given for naming specimen varieties.
8. Height refers to the average height of the specimen, not height of the entry.
9. Decorative entries' height is measured from tabletop to the design's highest point.
Note that the container is part of the measurement.
10. In decorative classes, a front view is indicated unless otherwise stated.
11. Judging will conform to OJES standard (Ontario Judging & Exhibiting Standards).
12. The judge's decision is final and may only be challenged in writing.
13. The Society is not responsible for loss or damage.



**FLORAL BOUQUETS FOR NORMA EVANS MEMORIAL SERVICE
BY DONNA HUNTER & DIANE WEBBER**

BASIC FORMS OF FLORAL ARRANGEMENT

		
Diagonal	Oriental Form	Asymmetrical Triangle
		
Crescent	Hogarth or S Curve	Hogarth
		
Water Viewing	Vertical	Symmetrical Triangle
		
Parallel	Horizontal	Traditional (or Mass)

TIPS FOR CONDITIONING FLOWERS

The goal is to assist plants to absorb water after cutting and thus have fresher, longer lasting specimens or arrangements.

Cut stems cleanly on a slant using a sharp, clean knife or shears. Early morning or late evening is preferred. Place immediately in deep warm water. Re-cut stems under water about an inch above the original cut. Flowers with woody stems such as hollyhocks, lilacs and shrub and tree branches should not be re-cut. Instead, slit the stems a few times.

Some flowers benefit from a spray of cool water before hardening. Some of these are Asters, Begonias, Lilacs, Carnations, Pansies, Violets and Roses. Do not spray Delphiniums, Lilies, Petunias, or Sweet Peas.

Strip off the leaves that will be under water. Lay large leaves, such as Hostas, flat in the water.

The stem ends of some plants should be seared or placed in an inch of boiling water for 1 to 3 minutes. This prevents the formation of a callus which restricts water intake. Plants that fall into this category are Poppies, Asters, Chrysanthemums, Zinnias, Dahlias, Sidalcea, Balloon Flower and Heuchera.

Condition Daffodils (Narcissus) separately, do not re-cut stem and rinse stem ends to remove sap if being used in any arrangement with other flowers.

Store pails of flowers in a cool dark and draft free area from 6 to 24 hours. Dahlias, Gladioli and Iris can be cut a few days ahead if hot or stormy weather threatens.



Specifications of Design & Display

1.	<p><u>A miniature design:</u> Not to exceed 5” in any dimension, including container, base & accessories. For good proportion the container should not exceed 1 ½” in height.</p>
2.	<p><u>A small design</u> Size from not smaller than 5 ½” and not exceeding 10” in any direction (height, width, depth, diagonal), including container, base & accessories</p>
3.	<p><u>A collection -</u> A specified number of items exhibited for cultural perfection OJES P. 93 NOTE:</p> <p style="padding-left: 40px;">Freshness is paramount for cultural perfection A collection has no artistic value All things being equal the judge will award higher marks to the greatest variety of specimens.</p>

<u>Prize Money and Points</u>				
	<u>1st</u>	<u>2nd</u>	<u>3rd</u>	<u>H.M.</u>
Decorative Classes	\$4.00	\$3.00	\$2.00	\$1.00
Other Classes	\$2.00	\$1.50	\$1.00	\$.50
Best In Show	\$5.00			
Judge’s Choice (optional)	\$5.00			

Points for all classes:

6	Best in Show & Judge’s Choice	
5	1 st	
3	2 nd	
2	3 rd	
1	Honourable Mention	

Tips for Showing

If more than one flower is shown of the same variety, equal sizes and stages of development are considered to be superior entries.

Floating specimens should not have leaves and should truly float.

Should be able to make a floating flower move by gently blowing on it.

It is advisable to put the flower into the bowl at the show, not while in transit.

Always groom your specimen, removing all “eye-sores”: spent flowers, dirt, bugs etc.

Tulips

-erect stems (except for parrot tulips)

-no more than 2 sets of leaves

-single tulips $\frac{1}{4}$ - $\frac{1}{2}$ open, species (small) fully open

Note: species close at night so might not show well.

Roses

-petals symmetrical, fresh

-singles fully open, other $\frac{1}{2}$ to $\frac{3}{4}$ open

Irises

-symmetrical form, sturdy stems

-the presence of terminal flower (the one on the top) is considered superior

-old flowers neatly trimmed off at the stem

Peonies

-singles should not have pollen falling

-all buds should be removed, as well as all lower leaves.

African Violets

-plant should be in centre of container, foliage symmetrical & overlapping -no long “necks”

-flowers concentrated near centre of plant

-miniature has leaf span 6” or less



Monthly Competition - Floral Categories – 2018

March 19	“House Plant”-A) flowering B) non flowering
April 16	“A blooming or forced branch”
September 17	Last Bouquet of the Season

Note Remember that a design is an artistic interpretation of the suggested theme and not just a pretty bunch of flowers OJES p.95.

Design material may be purchased

Older, drier greenery displaying a brownish tinge will not be awarded as many points as fresh ones

Arrangement/Design:

Combination of fresh &/or dried plant material &/or inorganic objects arranged to produce an artistic unit. OJES p.90



Monthly Photo Competitions – 2018

	<u>Photo Categories</u>	
March 19	“Stumped” - a tree stump	one 4” x 6” or 5” x 7” photo
April 16	“Leafless” - a bare branch, shrub or tree	one 4” x 6” or 5” x 7” photo
September 17	“Inspired” - your interpretation	one 4” x 6” or 5” x 7” photo
November 19	<u>Annual Photo Show</u>	
1.	“Water, water everywhere”	one 4” x 6” or 5” x 7” photo
2.	“ You are my sunshine”-a yellow plant	one 4” x 6” or 5” x 7” photo
3.	“Stormy Weather”	one 4” x 6” or 5” x 7” photo
4.	“Icy”	one 4” x 6” or 5” x 7” photo
5.	“My favourites”4 plants or flowers in your garden	a series of 4 photos
	<u>Tagged exhibits to be placed between 6:30 and 7:00 p.m.</u>	
	<u>Topics for Photo Competitions</u>	
	<u>2019</u>	
1	“Before I Became a Pollinator” - a photo of (a)caterpillar(s), pupa(s), chrysalis (etc)	one 4” x 6” or 5” x 7” photos
2.	“The Next Generation” - kid(s) in the garden	one 4” x 6” or 5” x 7” photo
3.	“Repetition” - a row of plants or trees	one 4” x 6” or 5” x 7” photo
4.	“Our Roots” - a rural scene	one 4” x 6” or 5” x 7” photo
5.	“My Favourite Shade” - 4 flowers of the same colour	a series of 4 photos

Photography Rules

One entry per category.

Entries Nature related, photographed by exhibitor

Single prints must be 4” x 6” or 5” x 7”, mounted or matted

Matting or mounting must not extend more than 1” past the photo without penalization.

Series to be fastened to a backing of max. 12” x 24”.

Mini Show


Monday May 20, 2018 – Trinity United

Exhibits placement between 4:30 and 5:30 p.m.

Open to Public 7:00 – 7:30 p.m.

1.	Tulip - single type - predominantly yellow	1 stem
2.	Tulip - single type - predominantly red	1 stem
3.	Tulip - single type - predominantly pink or purple	1 stem
4.	Tulip - single type - predominantly white/cream	1 stem
5.	Tulip - single type - bicolour or multi-colour	1 stem
6.	Tulip - any other type or colour not listed	1 stem
7.	Tulip – double flower	1 bloom
8.	Tulips - all alike	3 blooms
9.	Tulips – different	3 blooms
10.	Tulip – smallest----- <i>See tips for tulips P. 11</i>	1 bloom
11.	Daffodil – single yellow cup	1 stem
12.	Daffodil – single white cup	1 stem
13.	Daffodil - single, bi-colour	1 stem
14.	Daffodil – double flower	1 stem
15.	Daffodil – smallest	1 stem
16.	Daffodils - same cultivars	3 stem
17.	Daffodils - different cultivars	3 stem
18.	Daffodil/Narcissus - any other - <i>See tips for daffodils P.9&11</i>	1 stem
19.	*Primrose (primula)	1 stem
20.	*Grape Hyacinths	3 stems
21.	*Iris – any type or colour	1 stem
22.	*Any other spring flowering bulb or tuber (named)	1 stem
23.	Flowering shrub – not exceeding 18” any direction (named)	1 branch
24.	Bouquet of violets or Johnny-jump-ups	
25.	*Any perennial/biennial 15” and under average growth (named)	1 stem
26.	*Any perennial/biennial over 15” average growth (named)	1 stem
27.	Pansies – foliage attached	5 blooms
28.	*Houseplant grown for foliage (named)	1 container
29.	*Coral Bells (Heuchera)-different	3 stems

	<i>Mini Show Monday May 20, 2018 (continued)</i>	<i>Page 2 of 2</i>
30.	*Houseplant grown for bloom, named – (not African violet)	1 container
31.	Asparagus	3 stalks
32.	Green onions – bulbs with tops trimmed 6-8”	3 bulbs
33.	Rhubarb – tops trimmed fan shaped 2”	5 stalks
	<u>Design Class</u>	
34.	“Early Treasure” - a design with daffodils	
35.	“Time to Relax” - a design in a wine glass	
36.	“Three’s Better Than One” – a parallel design – see below	
	Note: An exhibitor may make only one entry in each class unless the item is marked with an * in which case two entries are allowed. (2 different cultivars)	
	<u>Photography Class</u>	Page 13 for Rules
37.	“My Favourite Spring Bulb(s)”	one 4” x 6” or 5” x 7” photo
38.	“Green at Last” – an early spring photo	one 4” x 6” or 5” x 7” photo
39.	“Memories of Winter” –your interpretation	one 4” x 6” or 5” x 7” photo



Parallel Design

Note Re Designs

Remember that a design is an artistic interpretation of the suggested theme and not just a bunch of flowers! OJES P.95

Design material may be purchased

79th Annual Flower & Vegetable Show
Monday August 20, 2018

Omeme Legion

Tagged Exhibits placed Monday between 2 - 4:30 p.m.
 Judging - Monday 4:30-6:30 p.m.
 Show open to the public 6:30 p.m.

Section A - Cut Flowers

Page 1 of 4

1.	*Aster – any variety, any colour	1 stem
2.	*Calendula	1 bloom
3.	*Clematis in low container, with foliage	1 bloom
4.	*Cosmos	1 stem
5.	*Daylily (Hemerocallis)	1 stem
6.	*Geranium (Pelargonium) with own foliage	1 stem
7.	*Gloriosa, Black Eyed Susan (Rudbeckia)	3 blooms
8.	*Cone Flower (Echinacea)	1 stem
9.	*Hydrangea	1 stem
10.	*Heuchera Leaves-Coral Bells	3 different leaves
11.	*Heuchera Leaves	3 same variety
12.	Lavatera	1 stem
13.	Lily – tiger	1 stem
14.	*Lily (Asiatic, Oriental or Trumpet)	1 stem
15.	Marigold - bloom under 2”	3 blooms
16.	Marigold - bloom 2” and over	1 bloom
17.	*Phlox – any variety	1 stalk
18.	Phlox – perennial, different varieties	3 stalks
19.	Phlox – perennial, same variety	3 stalks
20.	Salvia – perennial or annual	1 stem
21.	Sedum – not Autumn Joy	1 stem
22.	Snapdragon – any colour	3 stems
23.	Snapdragon – any variety	1 stem
24.	Sweet Peas – with foliage (perennial or annual)	3 stems
25.	*Zinnia – blooms under 3”	3 stems

	79th Annual Flower & Vegetable Show	Page 2 of 4
26.	*Zinnia – blooms 3” and over	1 stem
27.	*Any other cut annual flower- <i>under 15 named”</i>	1 stem
28.	*Any other cut annual flower- <i>15” and over -named</i>	1 stem
29.	*Any other cut biennial/perennial – <i>under 15”-named (no hydrangea)</i>	1 stem
30.	*Any other cut biennial/perennial – <i>15” and over- named (no hydrangea)</i>	1 stem
	<u>Section B – Bulbs, Corms & Tubers</u>	
31.	*Dahlia – bloom under 2”--see OJES p.35	1 bloom
32.	*Dahlia – bloom 2” and over	1 bloom
33.	*Tuberous Begonia – floating in a bowl, no foliage	1 bloom (see p.11)
34.	*Gladiolus – any colour	1 stem
	<u>Section C – Roses (named if possible)</u>	see rose tips (p.11 or OJES p.58)
35.	*Rose – miniature	1 bloom or spray
36.	Rose – miniature-different colours	3 blooms
37.	Rose any other type	1 spray or bloom
38.	Rose – floating in a bowl with no foliage	1 bloom (see p. 11)
39.	Roses – arranged with own foliage only	3 stems
	<u>Section D – Grasses</u>	
40.	Grasses 2’ and under	3 stems different
41.	*Grasses 3’ high and over	3 stems same
	<u>Section E -Novice</u> <u>– Members who are new exhibitors (2 year limit)</u>	
42.	My Best Annual	1 bloom or spray
43.	My Best Perennial/biennial	1 bloom or spray

	79th Annual Flower & Vegetable Show	Page 3 of 4
	<u>Section F – Miscellaneous</u>	
44.	Novelty – (a) decorated vegetable(s)	
45.	*Patio pot – plant(s) named	
46.	*Hanging basket – plant(s) named	
47.	*A large planter in garden – photo (will be judged only for horticultural merit)	
	<u>Section G – Edibles (see specifications p.20)</u>	
48.	Beans – yellow, green or purple	3 pods
49.	Beets	3 specimens
50.	Carrots	3 specimens
51.	Corn – 1/3 husked	1 specimen
52.	Cucumbers – slicing	1 specimen
53.	Cucumbers - pickling	3 specimens
54.	*Garlic	1 head
55.	Herbs – named, potted or cut –(different)	5 or more named
56.	*Onions – skin on	1 specimen
57.	*Peppers – any variety	1 specimen
58.	*Potatoes (wiped, not scrubbed)	1 specimen
59.	*Squash – any variety	1 specimen
60.	Swiss Chard (in water)	3 specimens
61.	Tomatoes – large red	1 specimen
62.	Tomatoes – large yellow or orange	1 specimen
63.	*Tomatoes – orange, yellow or red, not over 1 1/2”	1 truss
64.	*Any other vegetable named, not listed above	1 specimen
65.	*Vegetable <i>with unusual growth characteristics, named</i>	1 specimen
66.	Zucchini – not over 12”	1 specimen
67.	*Any garden grown edible fruit - named	1 specimen or 5 berries
68.	Sunflower head with or without petals	1 specimen

	79th Annual Flower & Vegetable Show	Page 4 of 4
	<u>Section H – Photography</u> Do not submit the same photo twice	
69.	(a)Marigold(s) for Robert Burke award	one 4" x 6" or 5" x 7" photo
70.	"We are Gardeners"photo involving(a)Club Member(s)	one 4" x 6" or 5" x 7" photo
71.	"So Serene" your interpretation	one 4" x 6" or 5" x 7" photo
72.	"Metamorphosis" from caterpillar to butterfly/moth	a series of 4 photos
	<u>Section I – Design</u> <u>– Design material may be home grown or purchased</u>	
73.	"Outside the Box" a design featuring wire	
74.	"Evergreen" a mass design using evergreens	See P.8
75.	"Practising for Christmas" a design in a sleigh	
76.	"Teensy Treasure" a miniature design	See P.10
77.	"Impressive" a design featuring (a) hydrangea(s)	

	<u>Specifications for Edibles</u>
	Beans: Pods should be well matched and of good colour, no spotting, portion of stem attached.
	Beets: Tops trimmed 1" above crown, cleaned but not scrubbed, preferred size 2-3". Roots should not be cut.
	Carrots: Tops removed to approx. 1" above crown. Tap Roots should be left on. Roots may be washed but not scrubbed. Remove side roots carefully.
	Cucumbers: 1/4" of stems should be left on specimen. Slicing: 6" and over Pickling: 2" - 4"
	Tomatoes: Specimens should be well matched, firm and free of cracks. It is preferable to leave calyx attached.

SPECIAL AWARDS

BEST SPECIMEN

BEST VEGETABLE

BEST DESIGN

JUDGE'S CHOICE (OPTIONAL)

ALICE BURKE AWARD (SPRING)





ROBERT BURKE AWARD (AUG.)



Members of the Omeme & District Horticultural Society honoured in 2017 for their Dedicated Service and Volunteering

	Ontario Horticultural Service Pins awarded in 2017
5 year pins	Fran Sobrian, Joan Harding, Barbara McGregor, Dorothy Edwards
10 year pins	Chris Miller, Trixie White, Gaynor McMullen, Mary Read, Gord Read
15year pins	Sue Lajuenesse, Christa Marton, Donna Hunter, Darlene Hunter, Carol Mitchell
25 year pins	
	We Continue to Honour Life Members for their Many Years of Service.
	Ruth Arndt, Gladys Goodin, Heather Grassie, Linda Jenkins, Ella Jones, Jean Sadler, Betty Stephenson, Diane Webber
	A Valuable Resource: Members with Special Qualifications
	Master Gardeners Ruth Arndt, Joan Harding Sue Lajeunesse, Suzanne Seryck, Joanne Windrem, Dianne Westlake and Gary Westlake
	Horticultural Judges Ruth Arndt, , Joan Harding and Christa Marton
	Licensed Horticulturalist Erin Muscutt

In Memoriam

Robert George Burke	1924-2017		
Norma Edith Evans	1927-2017		
Germaine Kleiss	1938-2017		
Alice May Burke	1929-2017		

FLOWER SHOW AWARDS 2017 CONGRATULATIONS

Huber Burke Memorial Award <i>Most Points for roses(All Shows)</i>	Hazel Cook
Moyer Memorial Trophy <i>Most points (all shows)</i>	Christa Marton
Weir Award <i>Most points for edibles (all shows)</i>	Hazel Cook
Sadler Award <i>Best edible August Show</i>	Hazel Cook
Sanderson Award <i>Most points in Spring Show</i>	Kim Gunn
Male Gardener of the Year <i>Most points overall</i>	Erin Muscutt
Dora Atwell Award <i>Best Specimen in August Show</i>	Sue Lajeunesse
Mabel Hill Award <i>Best Design in August Show</i>	Barb McGregor
The OHA Anniversary Trophy <i>For Achievement in Horticulture</i>	Barbara Muscutt Ron Muscutt Erin Muscutt
Zufelt Trophy <i>For Achievement in Horticulture</i>	Erin Muscutt
Robert Burke Memorial Award	Kim Gunn
Ruth Bailey Memorial Award Friendship in Gardening	<i>Diane Webber</i>
Photography Award – Nov.2016 to end Oct.2017	Christa Marton





2017 JUNIOR GARDEN CLUB AWARDS SINCE 1946

Junior Garden Club 2017 Eight children entered the 2017 August Show and \$68.00 was given out in prizes.

Judge's Choice (Sprouts -Pre K-JK-SK) - Cameron Ormiston- Novelty-Rocks made to look like a snake painted and glued together.

Best in Show- (Sprouts-Pre K-JK-SK) - Colton Windrem –Flower Pie-made with fresh flowers

Judge's Choice-(Bloomers Gr. 5 & up) -Kyle Darling –Canada 150 Sign made with twigs on a wooden plaque from recycled material

Best in Show- (Bloomers Gr.5 & up) - Rileigh Darling –Flower Arrangement-with fresh flowers There was only 1 child registered in the Buds group (Gr.3 & 4) and she went up to compete in the Bloomers group.

Only 1 child entered things in the Seedling group (Gr. 1& 2).



3 Medallions were given out in 2017 to the following Junior Gardeners

Kyle Darling - Award for most Creative entries and also earned 3 first prizes in his show entries.

Cecelia Darling- Award for most points in the Show

Jace Byrne- Award for moving up a level to compete with the oldest group



	COMING EVENTS 2018	
	Around & About	
		
March 3	A Day for Gardeners	www.peterboroughgardens.ca
April 7	District 4 – <i>Annual General Meeting</i> - Members Welcome-	Cobourg
April 13 -15	<i>Peterborough Garden Show</i> www.peterboroughgardens.ca	Peterborough Evinrude Centre
May 12	Peterborough Horticulture – Plant Sale	Westdale United
June 9 - 17	Garden Ontario - Week	
June 13	District Lunch & Awards Celebration (Workshops in the morning)	Navy Club Peterborough
July 27 -29	<i>Ontario Horticultural Association</i> <i>112th Convention – From Shore to Shield</i>	Kingston, On
July 14	<i>Bobcaygeon Horticultural Society Garden Tour</i>	bobcaygeonhorticulture.com
October 27	District - <i>Fall Seminar</i>	Cobourg Legion
	<u>Around & About</u>	
Feb.17	Get the Jump on Spring	Toronto Botanical Gardens
March	<i>Northumberland Garden Series</i> <i>March into the Garden</i>	Victoria Hall 55 King St. Cobourg
March 7	<i>Vikki Whitney</i>	
March 14	<i>Jim Lounsbery</i>	
March 21	Ken Brown	
March 28	Paul Zammit	
March 9-18	Canada Blooms	Direct Energy Centre
March 11	Peterborough Seedy Sunday	Emmanuel East United Church
July 7	Activity Haven Garden Tour & Market Place	Activity Haven 705-876-4670

omemee Blooms Garden Club



Speakers

2018 Program All meetings held in Trinity Church Auditorium *unless otherwise specified*

The third Monday of the month – Social: 7:00 to 7:30 Meetings at 7:30

<i>Month</i>	<i>Topic</i>	<i>Speaker</i>
March 19	Edible Art from the Garden to Kitchen See Show Schedule: Page 12& 13	Olsen Choi
April 16	Invasive Plants in Our Area See Show Schedule: Page 12& 13	Kellie Sherman Ontario Invasive Plant Council
May 19 Saturday Plant Sale	Plant Sale Omemee Legion	
May 21	Square Foot Gardening See Show Schedule: Page 12& 13	Gladys Fowler
June 18	Off Site: Visit to Peter and Jane Martell's Silver Creek Creations property	
July 16	Favourite Tools	Workshops by Master Gardeners
August 20 Flower Show	Mushrooms: Ganaraska Magic See Show Schedule: Page 16 - 19	Irka Dyczok
September 17	Fossilized Plants Still in Existence Today See Show Schedule: Page 12& 13	Erin Muscutt
October 15 Potluck	Pollinators, What Every Gardener Should Know	Cathy Dueck
November 19 Annual Meeting	Adventures in Paradise - Kauai, Hawaii. . See Show Schedule: Page 12& 13	Gary & Dianne Westlake
December 7 Friday	Christmas Lunch	Chemong Lodge
Sat Feb 23, 2019 POTLUCK	Growing Your Own Backyard Vegetables	Liz & Nick Case



2017



Omeme Blooms Garden Club

Web Site:

<http://www.omemeblooms.ca>

omeme@gardenontario.org

Junior Garden Club 2017



Omemees Blooms Garden Club

Web Site:

<http://www.omemeeblooms.ca>

omemees@gardenontario.org