

Omeme Blooms Garden Club 2019



80 YEARS
Of
volunteering



Omeme Blooms Garden Club

Web Site:

<http://www.omemeblooms.ca>
omeme@gardenontario.org



2018



Contents

Page 3	2019 Board & Committees for the Year 2019
Page 4	2018 Financial Statement
Page 5	2018 Sponsors
Page 6	General Rules for the Exhibitors
Page 7	Flowers Tips for Conditioning
Page 8	Monthly Competition - Floral Categories
Page 9	Monthly Competition - Photo Categories
Page 10	Spring Show - Monday June 17, 2019
Page 13	80 th Annual Flower & Vegetable Show - Monday, August 19, 2019- Omemee Legion
Page 17	2018 Flower Show Awards & Service Awards
Page 18	Omemee Blooms Gardens with map
Page 22	Junior Garden Club
Page 23	Coming Events
Page 24	2019 Speaker Schedule



A Message from Your Co-Presidents....

Happy 80 Anniversary everyone! It promises to be an exciting year for our Omeme Blooms Garden Club. As co-presidents, we welcome you to another year of gardening fun and adventure! We (Heather and Carol) continue to make history in our garden club, by working **together** to share the role as President. Last year proved that this set-up worked well and we did in fact get **half the trouble and double the fun!**

2019 is going to be a Special Anniversary Year (1939-2019) and as the new year unfolds, so will our plans to celebrate this milestone. We have a few surprises up our sleeve so be prepared.

We continue to have dedicated and energetic members who work hard to keep the Village gardens and planters show worthy. We also invite members to participate in community events and District 4 activities. This year we are delighted to welcome **Kelly Hiscock** to our Board. As a club member, Kelly has already been working enthusiastically to promote activities in the Omeme Garden Club.

Our annual Plant Sale is a major fund raiser and promises to be another sellout event despite Mother Nature's challenges. We ask you to start thinking NOW about plants that you can divide and share for our sale. Then you will be ready in the spring. Every plant helps!

There is an excellent line up of speakers for 2019:

- growing vegetables from seed; - simple composting; making miniature/fairy gardens;
- amazing photography in the garden; -re-connecting children with nature

There are also garden related activities happening throughout the year. We will have workshops, competitions, off-site visits, special car or bus trips and garden tours. Many of these may include plant shopping, and very often a lovely lunch with friends.

Watch your e-mail and newsletters for the many happenings during this 80th anniversary celebration. It is guaranteed that you will make memories, new friends and have FUN. So, get ready to tie up your running shoes and make history!

Carol & Heather

<u>2019 BOARD</u>		
Co-Presidents	Carol Mitchell & Heather Grassie	carol@flowergeek.com
Past President	Heather Grassie	hgrassie@cogeco.ca
Vice President (1st)	Kelly Hiscock	khiscock16@gmail.com
Secretary	Joan Harding	djharding2014@outlook.com
Treasurer	Darlene Hunter	dphunter@sympatico.ca
Directors	<u>One Year</u> Donna Hunter Kathy Hewitt Gaynor McMullen Barb Muscutt Diane Webber	<u>Two Years</u> Christa Marton Barbara McGregor Chris Miller Barb Morrison Mary Read
Honorary Directors:	Jen Rutledge, Ruth Arndt	Brigitte Losberg & Pat Burritt
Auditors:	Jill Cockerell	Suzanne Castell
<u>Yearbook</u>	<i>Diane Webber</i>	<i>Christa Marton (Shows & Competitions)</i>
<u>Membership</u>	<i>Donna Hunter</i>	
<u>Awards</u>	<i>Barbara McGregor</i>	
<u>Social</u>	Barb Muscutt	<i>Trixie White</i>
<u>Youth</u>	<i>Linda Jenkins</i>	<i>Heather Grassie</i>
<u>Nominating Committee 2019</u>	<i>Heather Grassie</i>	
<u>Library</u>	<i>Chris Miller</i>	
<u>Sunshine Correspondence</u>	Mary Read	
<u>Speakers</u>	<i>Carol Mitchell</i>	
	Heather Grassie	<i>Joan Harding</i>
<u>Archivist</u>	<i>Heather Grassie</i>	
<u>Flower & Photo Show</u>	<i>Linda Jenkins</i> <i>Christa Marton</i>	<i>Kim Gunn</i>
<u>Plant Sale</u>	<i>Barb Morrison, lakehouse54@bell.net</i>	Chris Miller
<u>Pot Luck</u>	<i>Carol Mitchell, Heather Grassie</i>	Joan Harding
<u>Winter Barrels</u>	<i>Donna Hunter</i>	
<u>Summer Barrels</u>	<i>Linda Jenkins</i>	
<u>Phone</u>	<i>Jen Lumley</i>	<i>Christa Marton</i>
<u>Day Trips</u>	<i>Sue Lajeunesse</i>	<i>Joan Harding</i>
<u>Public Gardens</u>	<i>Kelly Hiscock</i>	
<u>Santa Claus Parade</u>	<i>Gaynor McMullen</i>	
<u>Draws & Prizes</u>	<i>Barb McGregor</i>	Trixie White



Our 2018 Financial Statement

Omeme & District Horticultural Society- Reviewed Financial Statement

October 1, 2017 to September 30, 2018

Balance – September 30,2017	Forward	1119.90
<u>Income</u>		
Grants & Donations	1554.00	
Dues	1085.00	
Plant Sale	4533.00	
City of Kawartha Lakes Funding	1350.00	
Fundraisers	498.15	
Misc.	<u>580.23</u>	
Total Income		<u>9590.38</u>
<u>Expenses</u>		
Speaker & Judges	730.00	
Trophies & Show Prizes	639.20	
Village Gardens	3017.18	
Printing Book	353.36	
Youth Prizes & Activities	45.75	
Rent	1593.25	
Honoraria	200.00	
OHA Insurance & Fees	528.30	
OHA Delegate Funding	300.00	
Flower Show Supplies	96.95	
Parade Float	91.40	
Pot Luck Dinners	129.28	
Plant Sale	1247.02	
Social	116.80	
Sunshine	19.20	
Misc.	226.30	
OHA Events & Expenses	235.10	
Fundraising Expense	147.59	
Bank Charges	<u>138.49</u>	
Total Expenses		<u>9835.17</u>
Balance-September 30, 2018		<u>875.11</u>
Investment Balance – September 30, 2017		4510.21
Interest		<u>11.98</u>
Investment Balance – September 30, 2018		<u>4522.19</u>

Donations

We gratefully acknowledge the assistance we received in the year 2018 from the following sponsors.

Province of Ontario (OMAFRA GRANT)

City of Kawartha Lakes (half of our garden expenses)

Omeme Farmers Club

Erin Muscutt

Robert & Alice Burke & Family

Plant Sale 2018

What a wonderful sale!!! The Omeme Blooms Garden Club once again held a very successful plant sale on May 19, at the Omeme Legion. There was an abundance of fabulous plants (we counted 1286) and a bit of rain certainly did not dampen the spirits of the shoppers! The doors opened at 9 a.m. sharp, and in they came. As usual, there was a great variety of perennials, annuals, grasses, house plants, shrubs, and geraniums (our 'Plants of the Year' were absolutely breathtaking.) As usual, the selection of heirloom tomatoes was next to none.

Many hands make light work - thank you to all of the members who volunteered and made this sale another successful venture. Kathy Hewitt was co-chair of the plant sale committee, and she ensured that everything ran smoothly. Money raised at this sale allows us to keep the planters and gardens in Omeme looking so beautiful. The 2018 plant sale was awesome!!

Thank you to our all of our wonderful volunteers.

Looking ahead - mark Saturday May 18th on your calendar – for the 2019 sale.



General Rules For the Exhibitors

Competition is open to all members of the Omeme Horticultural Society (over 16 years of age)
Membership paid prior to date of show.

1. An exhibitor may make only *one entry* in each class unless the item is marked with an * in which case, two entries are allowed.
2. Entries with tags must be in place and showroom cleared by the specified time in show schedule. Entry tags may be obtained prior to the show. See Christa Marton
3. All potted plants must be owned by the exhibitor for at least 3 months.
4. All specimens must be grown by the exhibitor (does not apply to decorative/design classes)
5. In decorative/design classes accessories are permitted unless otherwise stated.
6. All specimen entries must be shown with their own foliage, unless otherwise stated.
7. Extra points may be given for naming specimen varieties.
8. Height refers to height from the table.
9. Decorative entries are measured in height, width and diagonally. In decorative classes, a front view is indicated unless otherwise stated.
10. The judge's decision is final and may only be challenged in writing.
11. The Society is not responsible for loss or damage.

Specifications of Design & Display

1.	<p><u>A miniature design:</u> Not to exceed 5" in any direction, including container, base & accessories. For good proportion the container should not exceed 1 ½" in height.</p>
2.	<p><u>A small design</u> Size from not smaller than 5 ½" and not exceeding 10" in any direction (height, width, depth, diagonal), including container, base & accessories</p>

3. **A collection** -

A specified number of items exhibited for cultural perfection OJES P. 93

NOTE:

Freshness is paramount for cultural perfection.

A collection has no artistic value but eye appeal helps.

All things being equal the judge will award higher marks to the greatest variety of specimens.

Tips for Conditioning Flowers

The goal is to assist plants to absorb water after cutting and thus have fresher, longer lasting specimens or arrangements.

Cut stems cleanly on a slant using a sharp, clean knife or shears. Early morning or late evening is preferred. Place immediately into deep warm water. Re-cut stems under water about an inch above the original cut. Flowers with woody stems such as hollyhocks, lilacs, shrub and tree branches should not be re-cut. Instead, slit the lower stems a few times.

Some flowers benefit from a spray of cool water before hardening. Some of these are Asters, Begonias, Lilacs, Carnations, Pansies, Violets and Roses. Do not spray Delphiniums, Lilies, Petunias, or Sweet Peas.

Strip off the leaves that will be under water. Lay large leaves, such as Hostas, flat in the water.

The stem ends of some plants should be seared or placed in an inch of boiling water for 1 to 3 minutes. This prevents the formation of a callus which restricts water intake. Plants that fall into this category are Poppies, Asters, Chrysanthemums, Zinnias, Dahlias, Sidalcea, Balloon Flower and Heuchera.

Store pails of flowers in a cool dark and draft free area from 6 to 24 hours. Dahlias, Gladioli and Iris can be cut a few days ahead if hot or stormy weather threatens

Prize Money and Points

<u>Classes</u>	\$	Points	\$	Points	\$	Points	\$	Points
	<u>1st</u>		<u>2nd</u>		<u>3rd</u>		<u>H.M.</u>	
Decorative	\$4.00	5	\$3.00	3	\$2.00	2	\$1.00	1
Other	\$2.00	5	\$1.50	3	\$1.00	2	\$.50	1
Best in Show	\$5.00	6						
Judge's Choice	\$5.00	6						
Optional								

Gardening Tips:

- **Put coffee filters in the bottom of flower pots to keep the soil in.**
- **Grow seedlings in a lemon peel instead of a pot.**
- **Epsom salts works great for fertilizing plants.**
- **Soak seeds in chamomile tea to help them germinate.**
- **A peel from a banana has potassium that feeds roses and helps prevent disease**
- **Use crushed egg shells to top dress your gardens, especially tomato plants. The shells contain calcium that prevents blossom end rot on tomatoes.**

Monthly Competition - Floral Categories – 2019

March 18	“House Plant” – A) flowering B) non flowering
April 15	“Happy Easter” – An Easter decoration with some fresh materials
May 20	A spring bulb – (variety to be announced- dependent on weather)
September 16	Last Bouquet of the Season



*The more one gardens,
the more one learns
and the more one realizes
how little one knows*

Vita Sackville-West (1892-1962) English Poet

Photo Competitions – 2019

<u>Photo Categories</u>		
March 18	“Frosty”– Nature in Winter	one 4” x 6” or 5” x 7” photo
April 15	“For the Birds” – (a) bird(s) at a feeder	one 4” x 6” or 5” x 7” photo
May 20	“In Bloom Now” – a flower/plant in the garden	one 4” x 6” or 5” x 7” photo
Sept 16	“Friendly Visitor(s) – non-human type	one 4” x 6” or 5” x 7” photo
Nov 18	<u>Annual November Photo Show</u>	
1.	“Before I Became a Pollinator” – a photo of (a) caterpillar(s), pupa(s), chrysalis(es), etc.	one 4” x 6” or 5” x 7” photo
2.	“The Next Generation” – kid(s) in the garden	one 4” x 6” or 5” x 7” photo
3.	“Repetition” – a row of plants or trees	one 4” x 6” or 5” x 7” photo
4.	“Our Roots” – a rural scene	one 4” x 6” or 5” x 7” photo
5.	“My Favourite Shade” – 4 flowers of the same colour	a series of 4 photos
Tagged exhibits to be placed between 6:30 and 7:00 p.m.		
<u>Topics for November Photo Competitions 2020</u>		
1	“My Favourite Clematis”	one 4” x 6” or 5” x 7” photo
2.	“Uncaring” – Nature at it’s Worst	one 4” x 6” or 5” x 7” photo
3.	“A Miniature/Fairy Garden”	one 4” x 6” or 5” x 7” photo
4.	“What a Lot of Colours!” – a Fall photo	one 4” x 6” or 5” x 7” photo
5	“Short But Sweet” – 4 small or miniature outdoor plants or flowers	a series of 4 photos

Photography Rules

Only one entry per category.

Entries Nature related, photographed by exhibitor

Single prints must be 4” x 6” or 5” x 7”, mounted or matted

Matting or mounting must not extend more than 1” past the photo without penalization.

Series to be fastened to a backing of max. 12” x 24

Spring Show

Monday, June 17, 2019

Page 1 of 3

Exhibits placement between 4:00 and 5:45 p.m. Judging 5:45-7

Show Tip: 1. * means exhibitors may enter 2 different cultivars or colour

2. Specimens must be shown with leaves attached unless otherwise noted.

3. All height measurements are from the table upward, vase included.

Section A – Roses

1.	Rose floating in bowl, no foliage – any variety	1 bloom
2.	*Rose – any, not miniature	1 bloom

Show Tip: Roses – 1. petals symmetrical, fresh 2. singles fully open, other ½ to ¾ open

Section B - Irises

3.	*Iris, bearded one colour	1 stalk no leaves
4.	*Iris, bi-colour or multi-colour	1 stalk no leaves
5.	*Iris, Siberian or non-bearded	1 stalk no leaves

Show Tip: Irises: - symmetrical form, -sturdy stems, -the presence of terminal flower (the one on the top) is considered superior -old flowers neatly trimmed off at the stem

Section C - Peonies

6.	Peony – double, predominantly white	1 bloom
7.	Peony – double, predominantly pink	1 bloom
8.	Peony – double, predominantly reddish	1 bloom
9.	Peony – single, any colour	1 bloom
10.	Peony – any other	1 bloom
11.	Peonies	3 different colours or varieties

Show Tip: Peonies: - Singles should not have pollen falling, - All buds & all lower leaves should be removed.

Section D – African Violets

12.	African Violets (Saintpaulia) – single crown	1 pot
13.	African Violet (Saintpaulia) – multi crowns.	1 pot

Show Tip: **African Violet** -plant should be in centre of container unless multi crowns, -foliage symmetrical & overlapping -miniature has leaf span 6” or less

Section E

14.	*Allium – any variety	1 stem, no foliage
15.	* Bellflower – Campanula	1 stem
16.	*Clematis in low container, with foliage	1 bloom (not floating)
17.	*Clematis	1 spray
18.	Columbine – Aquilegia	1 stem
19.	Coral Bells – Heuchera	3 different leaves
20.	*Daisy	1 stem
21.	*Daylily	1 stem, no foliage
22.	Flowering Shrub or Tree (not Rose) not to exceed 18” in any direction, named if possible	1 branch
23.	Hosta leaves, small, <u>same variety</u> , named if possible	3 leaves
24.	Hosta leaves, large, <u>same variety</u> , named if possible	3 leaves
25.	Hosta leaves, small, <u>different varieties</u> , named if possible	3 leaves
26.	Hosta leaves, large, <u>different varieties</u> , named if possible	3 leaves

Show Tip:

1. * means exhibitors may enter 2 different cultivars or colours.
2. Specimens must be shown with leaves attached unless otherwise noted.
3. All height measurements are from the table upward, vase included.

27.	*Lupin – any colour	1 stem
28.	Pansies – with own foliage attached, (not Johnny Jump Ups)	5 blooms
29.	Sweet William	1 stem
30.	Cut flowers	5 – 7 named
31.	*Perennial/Biennial, any other, under 10”, named	1 stem
32.	*Perennial/Biennial, any other, 10” and over, named	1 stem
33.	Rhubarb – tops trimmed fan-shaped to 2”	3 stems
34.	Plate of lettuce (exhibitor grown)	

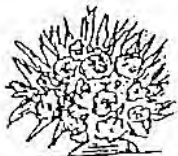
Section F: Photography

35.	“Curvaceous” – your interpretation	4x6 or 5x7 photo
-----	------------------------------------	------------------

Section G- Design Class

36.	“Crisp and Cool” – a green and white <u>Mass Design</u>	See illustration below
37.	“Power Failure” – a design using (a) candle(s)	
38.	“Bare Necessities ” – a <u>Miniature Design</u> (less than 5” in any direction)	

Show Tip: Illustration of a Mass Design.



Show Tips For Designs:

- Remember that a design is an artistic interpretation of the suggested theme and not just a pretty bouquet OJES p.95.
- Design material may be purchased.
- Older, drier greenery displaying a brownish tinge will make a design lose points.

80th Annual Flower & Vegetable Show

Monday August 19, 2019, at the Omemee Legion

Tagged Exhibits placed between 2:00 p.m. and 4:30 p.m.

Judging 4:30 – 6:30 p.m. Show open to the public 6:30 p.m.

Section A - Cut Flowers		Page 1 of 4
1.	*Aster – any variety, any colour	1 stem
2.	*Clematis in a low container, with foliage	1 bloom (not floating)
3.	*Cosmos	1 stem
4.	*Daylily (Hemerocallis)	1 stem, no foliage
5.	*Geranium (Pelargonium) with own foliage attached	1 stem
6.	*Gloriosa, Black Eyed Susan (Rudbeckia)	3 blooms
7.	*Coneflower (Echinacea)	1 stem
8.	*Heuchera Leaves – Coral Bells	3 different varieties
9.	*Heuchera Leaves – Coral Bells	3 same variety
10.	Lily – tiger	1 stem
11.	*Lily (Asiatic, Oriental, or Trumpet) <u>for Alice Burke Award</u>	1 stem
12.	Marigold – bloom under 2” <u>#12, 13, & 14 combined points</u> <u>for Robert Burke Award</u>	3 blooms
13.	Marigold - bloom 2” and over	1 bloom
14.	Marigolds – a collection	5 or more
15.	*Phlox – any variety	1 stalk
16.	Phlox – perennial, different varieties	3 stalks
17.	Phlox – perennial, same variety	3 stalks
18.	Salvia – perennial or annual	1 stem
19.	*Sedum – tall (not Autumn Joy)	1 stem
20.	*Sedum – short, under 7”	3 stems
21.	Snapdragon – any variety	1 stem
22.	Sweet Peas – perennial or annual, foliage attached	3 stems
23.	*Zinnia – blooms under 3” diameter	3 stems
24.	*Zinnia – blooms 3” and over diameter	1 stem
25.	*Any other cut annual, under 10”, named	1 stem
26.	*Any other cut annual, 10” and over, named	1 stem

Show Tip:

1. * means exhibitors may enter 2 different cultivars or colours.
2. Specimens must be shown with leaves attached unless otherwise noted.
3. All height measurements are from the table upward, vase included.

27.	*Any other cut biennial/perennial – under 10” – named (no hydrangea)	1 stem
28.	Any other cut biennial/perennial –10” and over – named (no hydrangea)	1 stem

Section B -Bulbs, Corms & Tubers

29.	Dahlia – bloom under 4”	1 bloom
30.	*Dahlia – bloom 4” and over	1 bloom
31.	*Tuberous Begonia – floating in a bowl, no foliage	1 bloom
32.	*Any other bulb, corm, or tuber	1 stem

Section C – Roses (named if possible)

33.	*Rose – miniature	1 bloom or spray
34.	*Rose any other	1 bloom or spray
35.	Rose – floating in a bowl, no foliage	1 bloom

Section D – Grasses and Sedges

36.	2 ft and under (height from table)	3 stems different
37.	* 3’ high and over (height from table)	3 stems same

Section E – Shrubs

	Hydrangea – round head (named if possible)	1 stem
	Hydrangea – cone shaped (named if possible)	1 stem
	Hydrangea – any other (named if possible)	1 stem
	Hibiscus / Rose of Sharon	1 stem
	Any other shrub (named if possible)	1 stem

Section F -Novice Note: Members who are new exhibitors (2 year limit)

43.	My Best Annual	1 bloom or spray
44.	My Best Perennial/biennial	1 bloom or spray

Show Tips: a * means exhibitors may enter 2 different cultivars or colours.

Section G – Miscellaneous

	Novelty – a decorated vegetable	
	*Patio pot – plant(s) named	
	*Hanging basket – plant(s) named	
	Miniature/fairy garden in a pan or pot, 12”max	
	*A photo of a large planter in your garden/yard (will be judged for horticultural merit only)	

Edibles**Show Tip:** * means exhibitors may enter 2 different cultivars or colours.**Specifications for Edibles****Beans:** Pods should be well matched and of good colour, no spotting, portion of stem attached.**Beets:** Tops trimmed 1” above crown, cleaned but not scrubbed, preferred size 2-3”. Roots should not be cut.**Carrots:** Tops removed to approx. 1” above the crown. Tap roots should be left on. Roots may be washed but not scrubbed. Remove side roots carefully.**Cucumbers:** ¼” of stems should be left on specimen. Slicing 6” and over. Pickling 2-4”.**Tomatoes:** Specimens should be well matched, firm and free of cracks. It is preferable to leave calyx attached.**Section H – Edibles (see specifications p.20)**

50.	Beans – yellow, green or purple	3 pods
51.	Beets	3 specimens
52.	Carrots	3 specimens
53.	Corn – 1/3 husked	1 specimen
54.	Cucumbers – slicing	1 specimen
55.	Cucumbers – pickling	3 specimens
56.	*Garlic	1 head
57.	Herbs – named, potted or cut	5 or more varieties
58.	*Onions – skin on	1 specimen
59.	*Peppers – any variety	1 specimen
60.	*Potatoes (wiped not scrubbed)	1 specimen
61.	Squash – any variety	1 specimen
62.	Swiss Chard (in water)	3 specimens
63.	Tomatoes – large red	1 specimen
64.	Tomatoes – large yellow or orange	1 specimen
65.	*Tomatoes – orange, yellow or red, not over 1 1/2”	

Section H – Edibles (cont'd)**Show Tip:** * means exhibitors may enter 2 different cultivars or colours.

66.	*Any other vegetable named, not listed above	1 specimen
67.	*Vegetable with unusual growth characteristics, named	1 specimen
68.	Zucchini – not over 12"	1 specimen
69.	*Any garden grown edible fruit – named	1 specimen or 5 berries
70.	Sunflower head with or without petals	1 specimen

Section I – Photography

Page 13 for rules

71.	"Moving Water"	one 4"x 6" or 5"x 7" photo
72.	"In the Shade" a shady garden	one 4"x 6" or 5"x 7" photo
73.	"Feathered Friends"	a series of 4 photos

Section J – Design

74.	"Tea with Granny" - a design in a fancy teacup.	
75.	"Sunny" - a <u>Parallel Design</u> using marigolds	See illustration below
76.	"Solitaire" - a design using one rose	
77.	"West Coast" - a design using driftwood and conifers	
78.	"Mexican Fiesta" - a colourful <u>Small Design</u>	See tip below

**Illustration of a Parallel Design***Show Tips:*

Small Design: Size from not smaller than 5 ½" and not exceeding 10" in any direction (height, width, depth, diagonal), including container.

- Remember that a design is an artistic interpretation of the suggested theme and not just a pretty bouquet OJES p.95.
- Design material may be home grown or purchased.
- Older, drier greenery displaying a brownish tinge will make a design lose points.

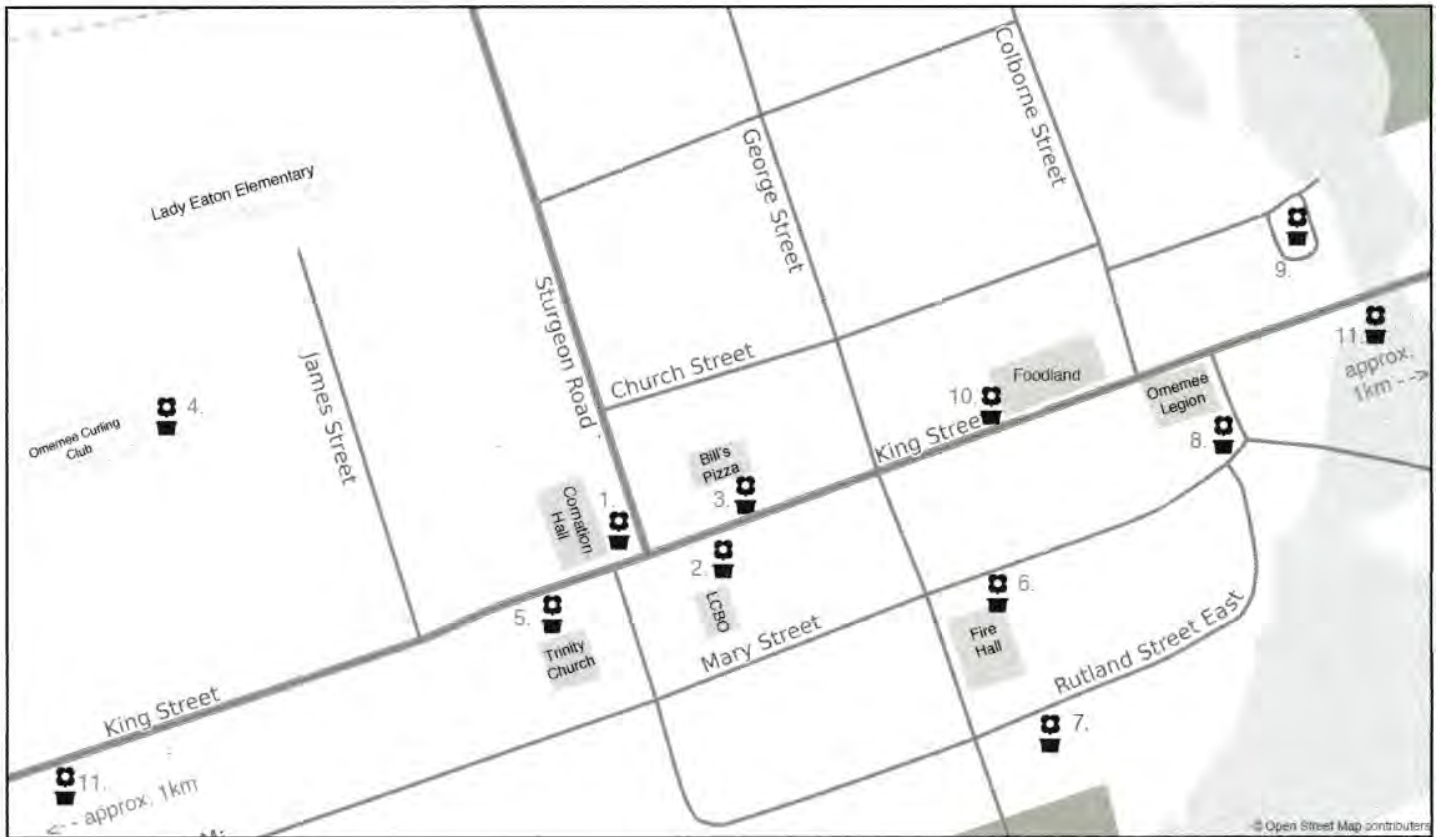
FLOWER SHOW AWARDS 2018 CONGRATULATIONS

Huber Burke Memorial Award - Most Points for roses (all Shows)	Joan Harding
Moyer Memorial Trophy - Most points (all shows)	Christa Marton
Weir Award - Most points for edibles (all shows)	Kathy Hewitt
Sadler Award - Best edible August Show	Barb McGregor
Sanderson Award - Most points in Spring Show	Joan Harding
Male Gardener of the Year - Most points overall	Aron Muscutt
Dora Atwell Award - Best Specimen in August Show	Kathy Hewitt
Mabel Hill Award - Best Design in August Show	Linda Jenkins
OHA Anniversary Trophy - For Achievement in Horticulture	Not presented in 2018
Zufelt Trophy - For Achievement in Horticulture	Not presented in 2018
Robert Burke Memorial Award	Christa Marton
Alice Burke Memorial Award	Not presented in 2018
Ruth Bailey Memorial Award Friendship in Gardening	Donna Hunter
Photography Award – Nov. 2017 to end Oct. 2018	Christa Marton

Hazel Wilson Award

Carol Mitchel was presented with the District 4 “Hazel Wilson Award” for outstanding Meritorious Service in her many roles in Horticulture. The award is a beautiful Silver Maple Leaf to display for a year and a smaller leaf to have as a keepsake. Carol has a long list of accomplishments working in Horticulture at the local, community, city and district level. This is a well-deserved award. We appreciate her dedication and continued leadership in the Omemee Blooms Garden Club.

Omeme Bboms Gardens



1. The Coronation Hall gardens on King St. were our beautification project from 2004-2010. This was an ongoing project that had been added to and upgraded regularly. The iron tree sculpture is dedicated to the past presidents of the Omeme District Horticultural Society (ODHS). The iron leaves were recycled and restored from the previous King St bridge iron grilling.
2. The LCBO xeriscape garden on King St. is planted with drought tolerant plants. The obelisk is dedicated to ODHS volunteers, and was also sculpted from restored King St bridge grilling.
3. The garden at Bill's Pizza on King St. is a small garden planted with drought and salt tolerant plants.
4. The Omeme Curling Club raised bed off James St. is planted with pollinator friendly plants and shrubs.
5. The Town Clock and electronic sign beds on King St are comprised of shrubs. They are maintained jointly by Trinity United Church and Omeme Blooms
6. The Firehall bed on Mary St. underwent rejuvenation in 2013 with the help of a City of Kawartha Lakes beautification grant. The old wooden planter was replaced with armour stone and new plantings added. The fireman's boot and cement fireman's crest finish the bed.
7. The Tri-School/Omeme Beach garden on Rutland St. has a stone and plaque commemorating the three schools that were located there prior to the school fire of 1964. This garden was rejuvenated in 2015 with the help of the City of Kawartha Lakes beautification grant. The original stone and plaque was raised and cleaned, armour stone edging and new plantings added.

Omeme Blooms Gardens

- 8. The Omeme Legion Br. 497 Afghanistan Memorial Garden was built in 2011. The monument and plaque are dedicated to two Omeme soldiers killed in action in Afghanistan. The iron lattice screen was also made from the restored bridge grilling.
- 9. The Marina/Boat Launch garden on Colborne/ Marina Rd. was rejuvenated in 2015. Armour stone edging, new plantings and large granite boulders were added.
- 10. The Youth Butterfly Garden is a large planter located near the front door of Foodland. Each spring the Omeme Blooms Junior Gardeners add colourful annuals to the perennials already in the planter. They learn the difference between perennial and annuals and how to properly plant the annual for best results. The plants are chosen to attract butterflies and other pollinators to this garden.
- 11. The planters surrounding the village entrance signs on King St East and West were built in 2012. Armour stone was fitted around the base of each of the beautiful entrance signs. Plants in the gardens are drought and salt tolerant .








2018 Junior Garden Club

The Junior Garden Club of Omeme is undergoing a major make-over. The enrollment in the club dwindled due to busy working parents and children involved in other activities. In this rural community, many of the older juniors become involved with 4 H groups, raising and showing animals instead of gardening. Our plan is to reach new young families through social media since the traditional method to recruit children through our schools is not working. Our 73 year old club is changing with the times. (1946-2019). With the rising price of food and the global issues concerning food security, many parents are keen to learn about gardening, but first we have to be able to contact them and get them to come out to a meeting. Parents are learning how to garden along with their children. We plan to have 3 or 4 meetings from June to November, to plant annuals in the Junior Pollinator Garden, make some garden crafts, learn about seeds, transplanting, weeding, and watering etc. “Growing” the Omeme Blooms Junior Garden Club in 2019 with renewed enthusiasm and energy is our goal.





COMING EVENTS 2019

	District 4	
March 2	A Day for Gardeners www.peterboroughastergardeners.com	Activity Haven, Peterborough Six Seminars
April 6	District 4 – Annual General Meeting - Members Welcome-	Colborne – Cramahe Hort.
April 26 - 28	Peterborough Garden Show FOR THE LOVE OF GARDENING www.peterboroughgardens.ca	Fleming College Peterborough
May 11	Peterborough Horticultural Society Plant Sale	Westdale United 1509 Sherbrooke, Peterborough
May 25	Lindsay Garden Club Plant Sale	Memorial Park, Lindsay Street, S.
July 6	Lindsay Garden Club Garden Tour	
July 19-21	Ontario Horticultural Association 113th Convention	Windsor, Ontario
July 13	Bobcaygeon Horticultural Society Garden Tour	bobcaygeonhorticulture.com
September 28	Peterborough Master Gardeners' Fundraiser Dugald Cameron – Unique Bulbs	Peterborough Master Gardeners
October 26	District 4 - Fall Seminar Speaker: Paul Zammit	Fenelon Falls
<u>Around & About</u>		
Feb.23	Get the Jump on Spring	Toronto Botanical Gardens
March 8-17	Canada Blooms	Canadablooms.com
March 10 12-5 pm.	Peterborough Seedy Sunday	Emmanuel United Church
July	Activity Haven Garden Tour & Market Place	Activity Haven 705-876-4670

Omeme Blooms Garden Club

2019 Program Speakers



All meetings held in Trinity Church Auditorium *unless otherwise specified*

The third Monday of the month – Social: 7:00 to 7:30 Meetings at 7:30

<i>Month</i>	<i>Topic</i>	<i>Speaker</i>
Saturday February 23 12:00 Potluck	Growing your own Vegetables from Seed	Nick and Liz Case
March 18	Landscape Design: The Good, The Bad & The Ugly <i>Monthly Competitions: See Schedule: Pages 8 & 9</i>	MJ Pilgrim
April 15	Composting: Simple & Easy <i>Monthly Competitions: See Schedule: Pages 8 & 9</i>	Judy Bernard
May 18 Saturday Plant Sale	Plant Sale Location: Omeme Legion (9-11 a.m.)	
May 20	Pollinators: The Good, the Bad and the Beautiful <i>Monthly Competitions: See Schedule: Pages 8 & 9</i>	Susan Chan
June 17 Flower Show	Magical Miniature Gardens <i>See June Show Schedule: Page 10 - 12</i>	Beth Williams
July 15 On Site	Tour of Groundcovers Unlimited, Bethany	Sandy & Melissa Spearing
August 19 Flower Show Omeme Legion	Raising Kids who care About Gardens & Nature <i>See Show Schedule: Page 13 - 16</i>	Cathy Dueck
September 16	New Shrubs for Sun & Shade <i>Monthly Competitions: See Schedule: Pages 8 & 9</i>	John Statham
October 21 Potluck	Small Wonders: The Hidden World in Your Garden	Leslie Abrams
November 18 Annual Meeting	Decorating for the Christmas Season <i>Annual Photo Show – see page 9</i>	Joan Harding
November 30 Saturday	Christmas Lunch	Chemong Lodge
<u>Sat.</u> Feb 22, 2020 Afternoon Meeting	Rare and Unusual Seeds in Ontario Noon Potluck (12:00 p.m.)	Melissa Spearing





Omemee Blooms Garden Club

Web Site:

<http://www.omemeeblooms.ca>
omemee@gardenontario.org